



2025-26

Overview of statistics for the Hertfordshire CCTV
Partnership Control Room Operations

For the Members of the Partnership

Stevenage, North Herts, East Herts and
Hertsmere Councils



HERTFORDSHIRE
CCTV



All Reported CCTV Incidents are given a Category

Each Category can be used on its own, however some categories have Subcategories to differentiate between certain areas that may need to be reported on separately

In the next slide shows all the Categories and their subsequent Subcategories that are associated with them

Category	Subcategory
Abduction	
Alarm Activation	
	Intruder Alarm
	Personal Attack
	Monitored site
Anti Social Behaviour	
	Drunken Behaviour
	Public Order
	Affray
	Begging
	Indecency
	Littering
	Nuisance
	Disorder
Arson/Fire	
Assault	
	Rape
	Sexual Assault
	ABH
	GBH
	Robbery
Bomb Threat/Suspect Package	

Category	Subcategory
Breach	
	Bail
	Court Order
	Curfew
	CPN
	CBO
Burglary	
	Ram Raid
Concern for Welfare	
	Missing Persons
	Injury
	Mental Health
COVID19 Related	
Criminal Damage	
Deceased	
	Murder
	Sudden Death
	Suicide
Deception/Fraud	
	Banking Protocol
	Extortion
Domestic	
	Assault
	Anti-social
Drug Related	

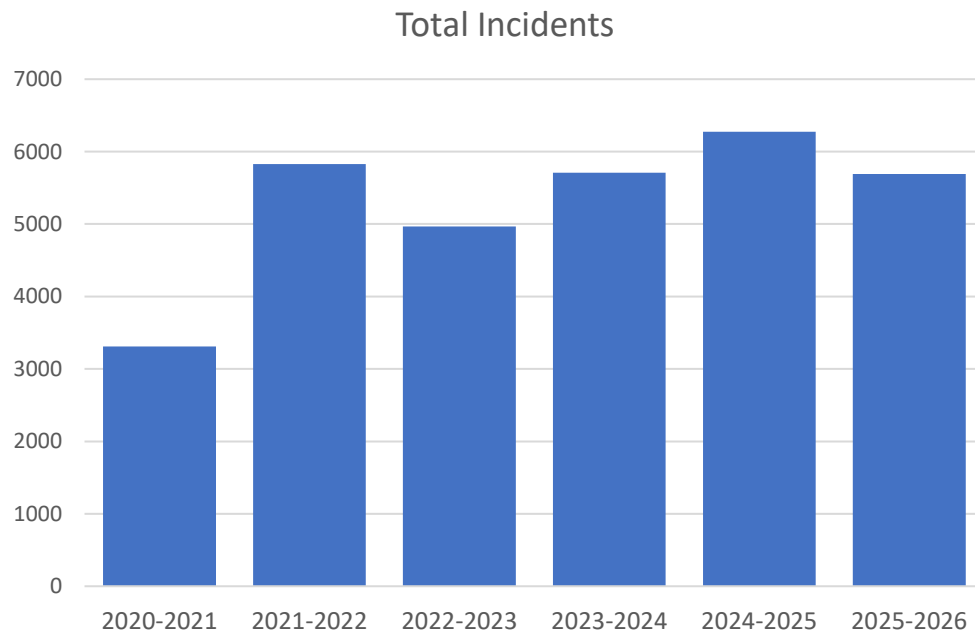
Category	Subcategory
Emergency Incident	
	East Herts Emergency Plan
Environmental	
	Flooding
	Damage
Fly Tipping	
Hate Crime	
	Race Related
Immigration	
Lone Worker	
	East Herts Lone Worker
Other	
Police Request	
	Operation
	RIPA
	False/abandoned 999
	Warrant or wanted
Post Event Viewing	
	Download for Police
	Download for Authority
	Public Viewing Request
Suspicious Activity	

Category	Subcategory
Theft	
	Handing Stolen Property
	Shoplifting
	Purse Dipping
Traffic Incident	
	RTC
	Broken Down Vehicle
Unauthorised Access (Trespass)	
Vehicle	
	Stolen
	Theft From
	Damage
	DUI
	ANPR activation
	No Insurance
Weapon	
	Firearms
	Knife
	Bat/Bar

Control Room Total Incident Data 2025/26

- The CCTV Control Room Recorded 5693 incidents in the year 2025/26
- This was a decrease from 6276 incidents in 2024-25 and a decrease from 5707 the year before

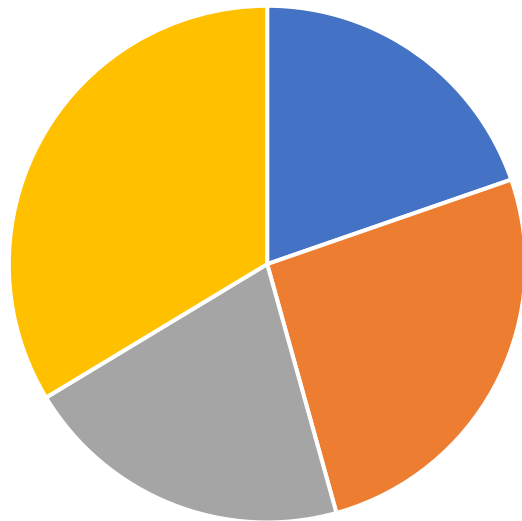
2020-2021	2021-2022	2022-2023	2023-2024	2024-2025	2025-2026
3309	5829	4965	5707	6276	5693



Month	2020	2021	2022	2023	2024	2025	2026
January	0	228	665	384	549	536	528
February	137	282	450	455	476	487	414
March	297	408	496	492	591	419	359
April	165	395	401	455	498	439	416
May	213	418	464	383	533	483	
June	191	460	486	451	520	451	
July	348	481	367	449	600	538	
August	360	447	352	453	538	484	
September	284	468	588	448	503	481	
October	290	588	394	407	599	510	
November	263	530	262	494	534	549	
December	277	431	320	551	509	457	

Incident Statistics By Partner 2025-2026

Incidents by Partner



■ North Herts ■ East Herts
■ Hertsmere ■ Stevenage

Partner	Incidents
North Herts	661
East Herts	872
Hertsmere	694
Stevenage	1129



Q1 2025-26

Overview of statistics for the Hertfordshire CCTV
Partnership Control Room Operations

For the Members of the Partnership

Stevenage, North Herts, East Herts and
Hertsmere Councils

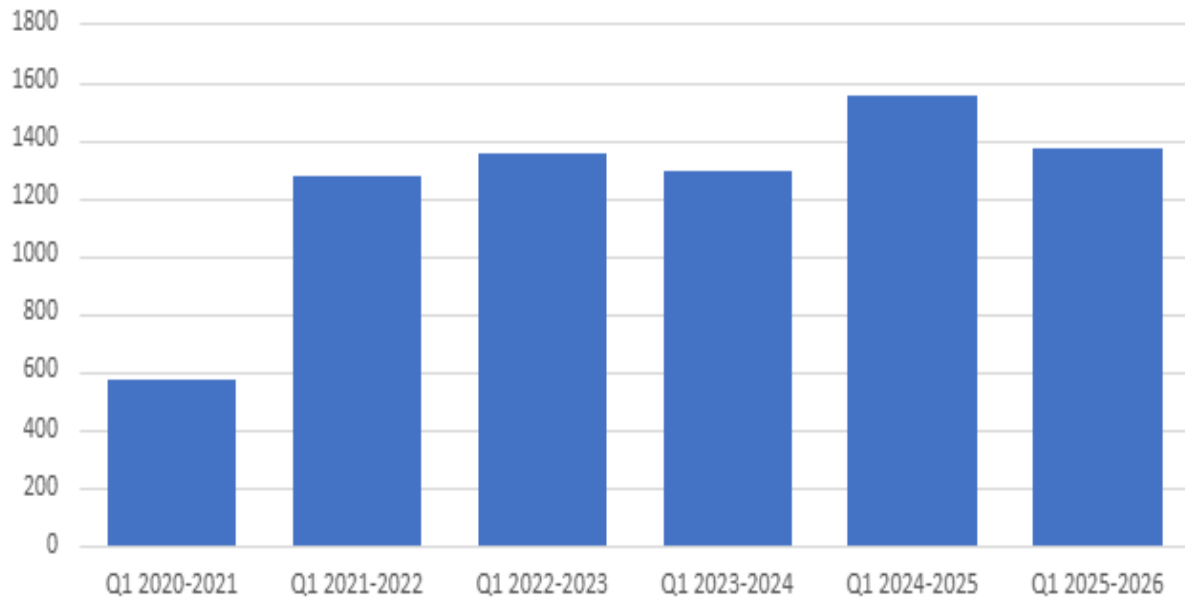


HERTFORDSHIRE
CCTV

Control Room Total Incident Data Q1 2025-26

- The CCTV Control Room recorded 1373 Incidents in Q1 2025-26 Relating to CCTV
- This was a decrease from 1551 incidents in Q1 2024-25 and an increase from 1289 the year before

Q1 Total Incidents

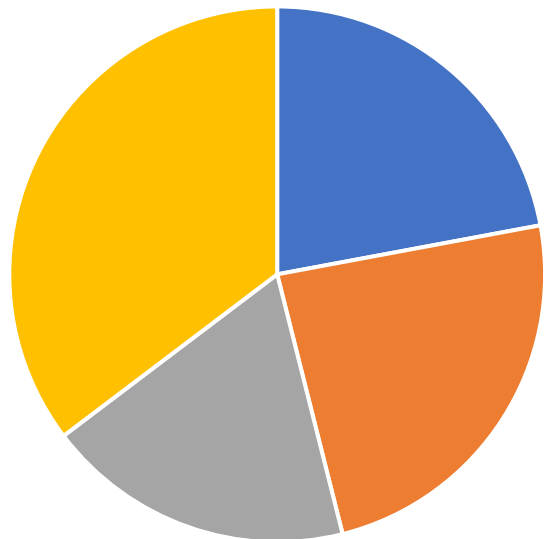


Q1 2020-2021	Q1 2021-2022	Q1 2022-2023	Q1 2023-2024	Q1 2024-2025	Q1 2025-2026
569	1273	1351	1289	1551	1373

Incident Statistics By Partner

Q1 2025-2026

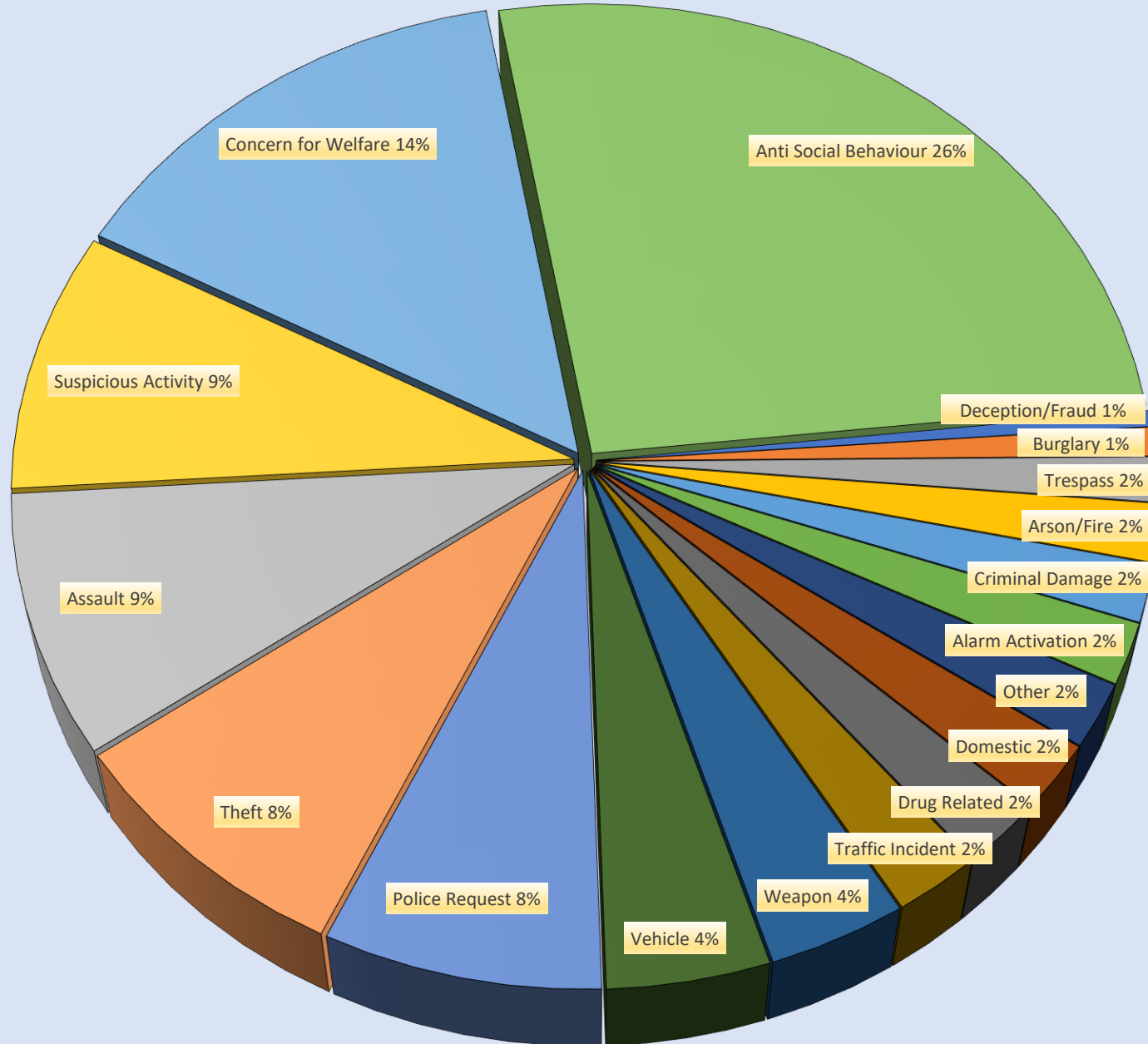
Incidents



■ North Herts ■ East Herts
■ Hertsmere ■ Stevenage

Partner	Incidents
North Herts	205
East Herts	223
Hertsmere	173
Stevenage	328

Incident Category Split All Partners Q1 2025 - 2026

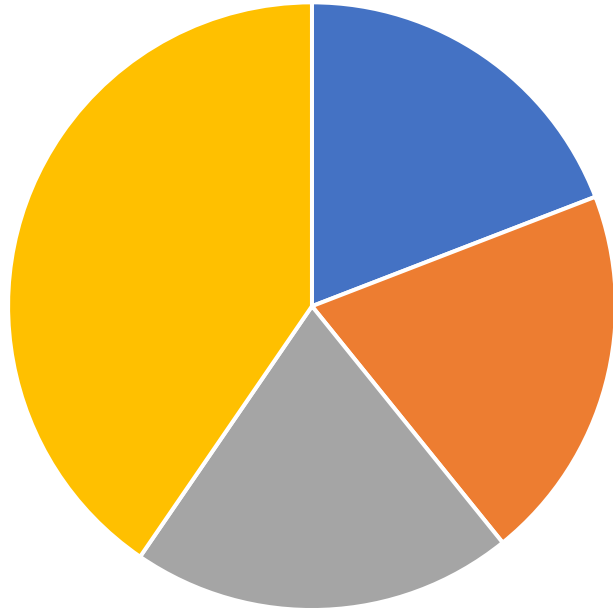


- Deception/Fraud
- Burglary
- Trespass
- Arson/Fire
- Criminal Damage
- Alarm Activation
- Other
- Domestic
- Drug Related
- Traffic Incident
- Weapon
- Vehicle
- Police Request
- Theft
- Assault
- Suspicious Activity
- Concern for Welfare
- Anti Social Behaviour

Footage Request Data

- The CCTV Control Room recorded a total of 324 footage requests for the CCTV Partners cameras in Quarter 1 of 2025-26

Footage Requests



■ North Herts ■ East Herts
■ Hertsmere ■ Stevenage

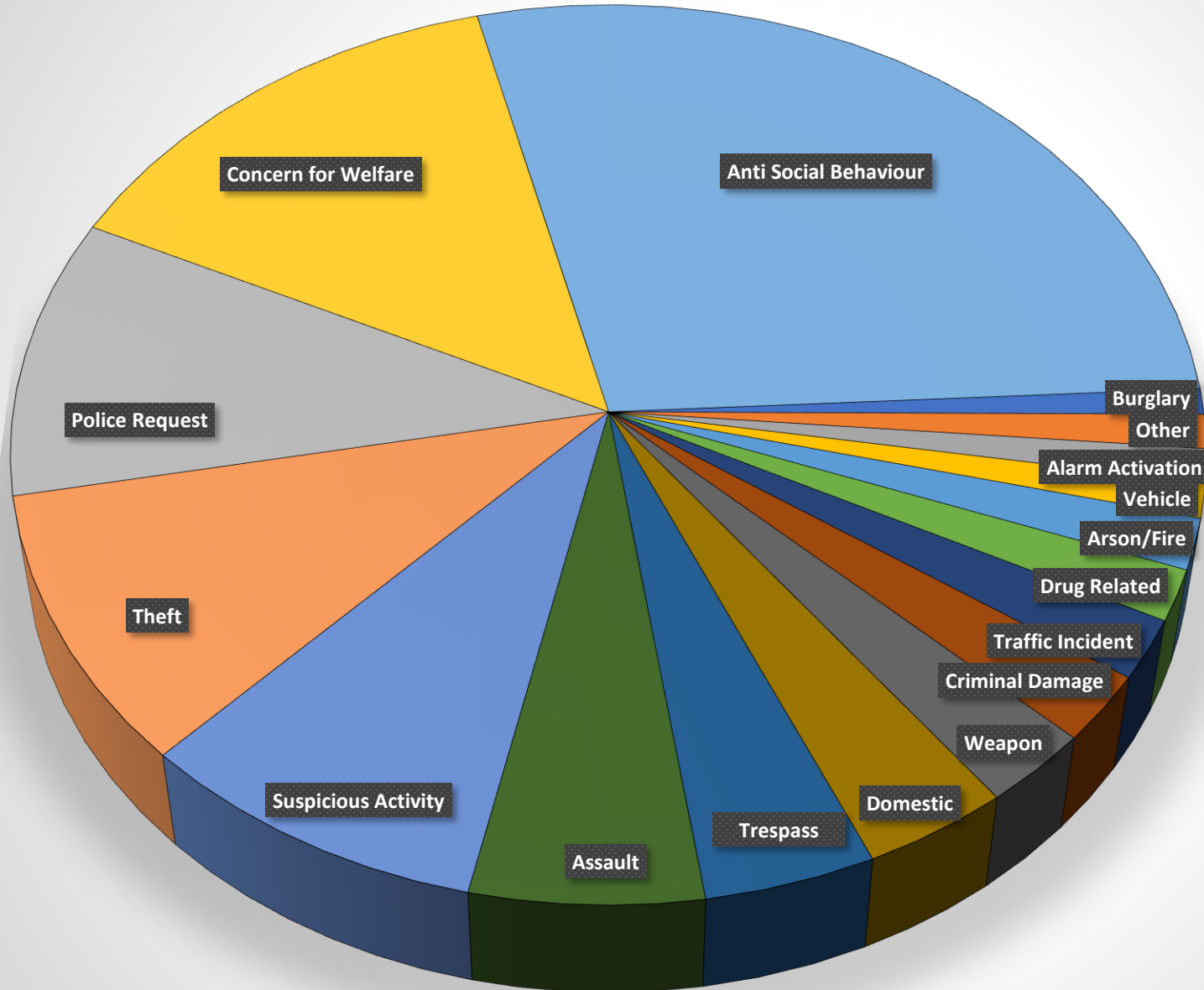
Partner	Footage Requests
North Herts	62
East Herts	65
Hertsmere	66
Stevenage	131

Stevenage Incidents Q1 2025-2026

- **All Stats relate to incidents in Stevenage including**
 - Town Centre
 - Neighbourhood Centres
 - Old Town
 - Residential Blocks

Category Name	No. of Incidents
Burglary	3
Other	4
Alarm Activation	4
Vehicle	4
Arson/Fire	6
Drug Related	6
Traffic Incident	7
Criminal Damage	8
Weapon	9
Domestic	12
Trespass	14
Assault	19
Suspicious Activity	29
Theft	32
Police Request	33
Concern for Welfare	46
Anti Social Behaviour	92

Stevenage Incident Categories Q1 2025-2026



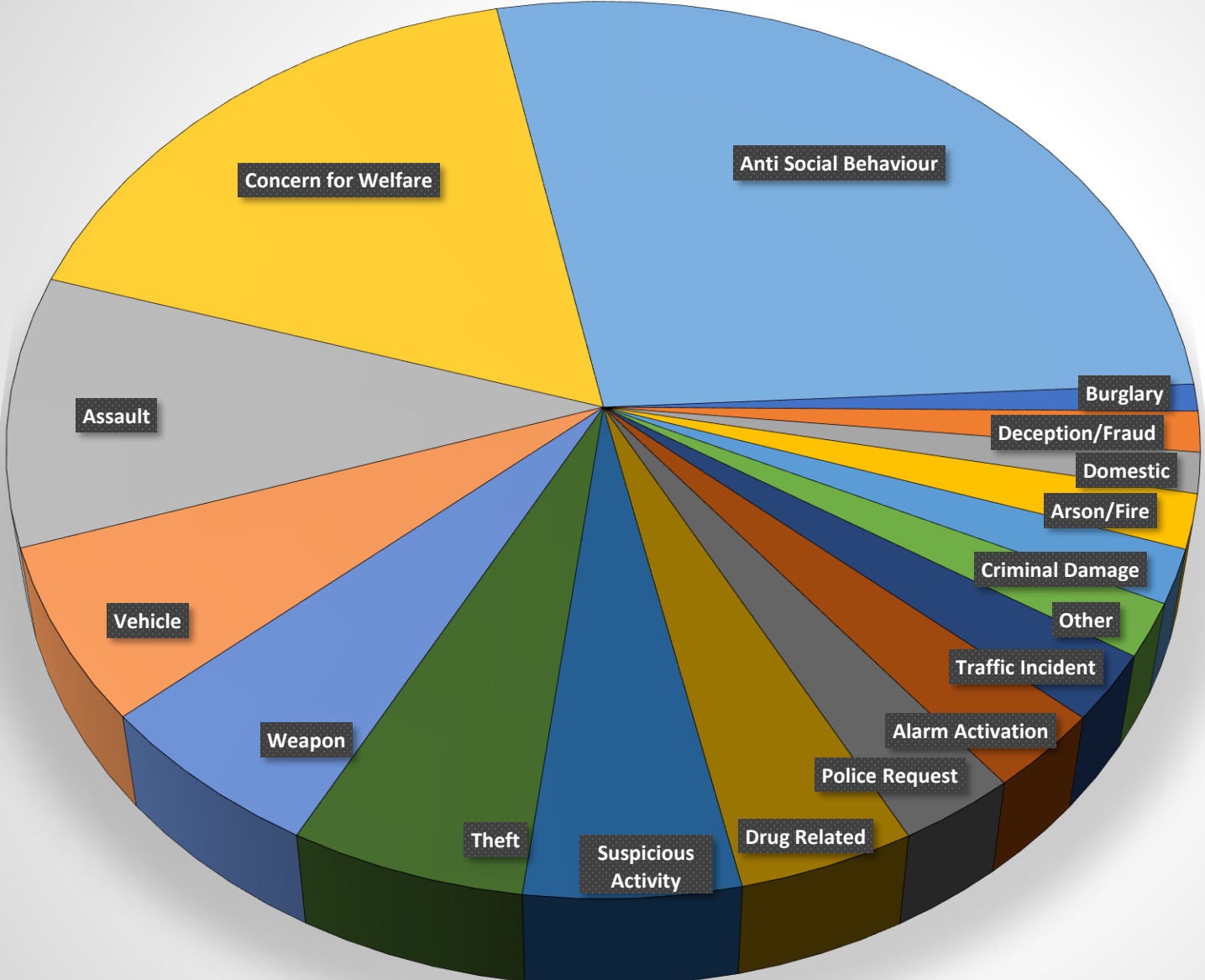
- Burglary
- Other
- Alarm Activation
- Vehicle
- Arson/Fire
- Drug Related
- Traffic Incident
- Criminal Damage
- Weapon
- Domestic
- Trespass
- Assault
- Suspicious Activity
- Theft
- Police Request
- Concern for Welfare
- Anti Social Behaviour

North Herts Incidents Q1 2025-2026

- **All Stats relate to incidents in the towns of:**
 - Hitchin
 - Letchworth
 - Baldock
 - Royston
 - Knebworth

Category Name	No. of Incidents
Burglary	2
Deception/Fraud	3
Domestic	3
Arson/Fire	4
Criminal Damage	4
Other	4
Traffic Incident	5
Alarm Activation	6
Police Request	6
Drug Related	9
Suspicious Activity	11
Theft	12
Weapon	12
Vehicle	13
Assault	20
Concern for Welfare	35
Anti Social Behaviour	56

North Herts Incident Categories Q1 2025-2026



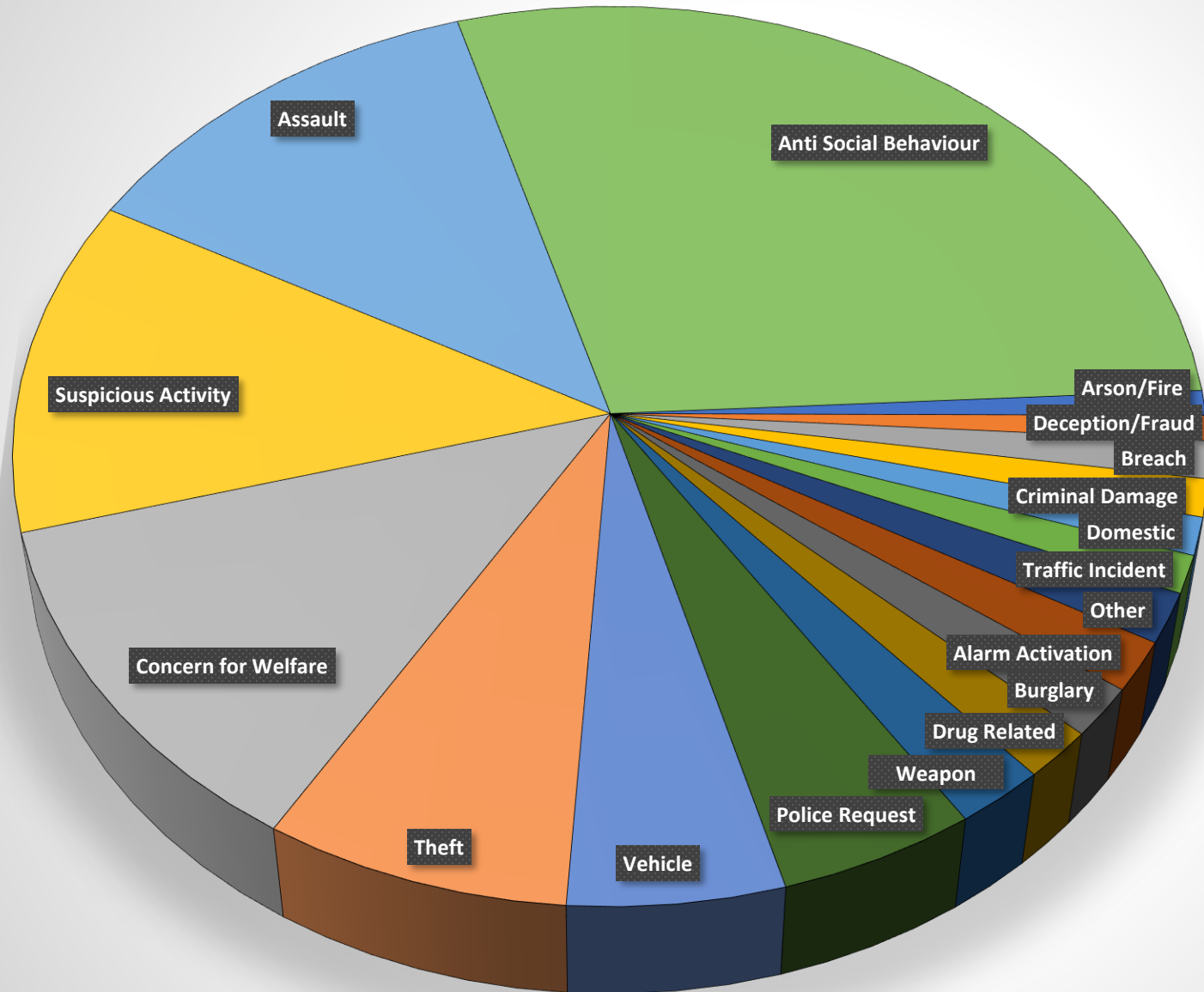
- Burglary
- Deception/Fraud
- Domestic
- Arson/Fire
- Criminal Damage
- Other
- Traffic Incident
- Alarm Activation
- Police Request
- Drug Related
- Suspicious Activity
- Theft
- Weapon
- Vehicle
- Assault
- Concern for Welfare
- Anti Social Behaviour

East Herts Incidents Q1 2025-2026

- **All Stats relate to incidents in the towns of:**
 - Hertford
 - Ware
 - Bishops Stortford
 - Stanstead Abbots

Category Name	No. of Incidents
Arson/Fire	2
Deception/Fraud	2
Breach	3
Criminal Damage	3
Domestic	3
Traffic Incident	3
Other	4
Alarm Activation	4
Burglary	4
Drug Related	4
Weapon	5
Police Request	11
Vehicle	12
Theft	17
Concern for Welfare	27
Suspicious Activity	27
Assault	28
Anti Social Behaviour	64

East Herts Incident Categories Q1 2025-2026



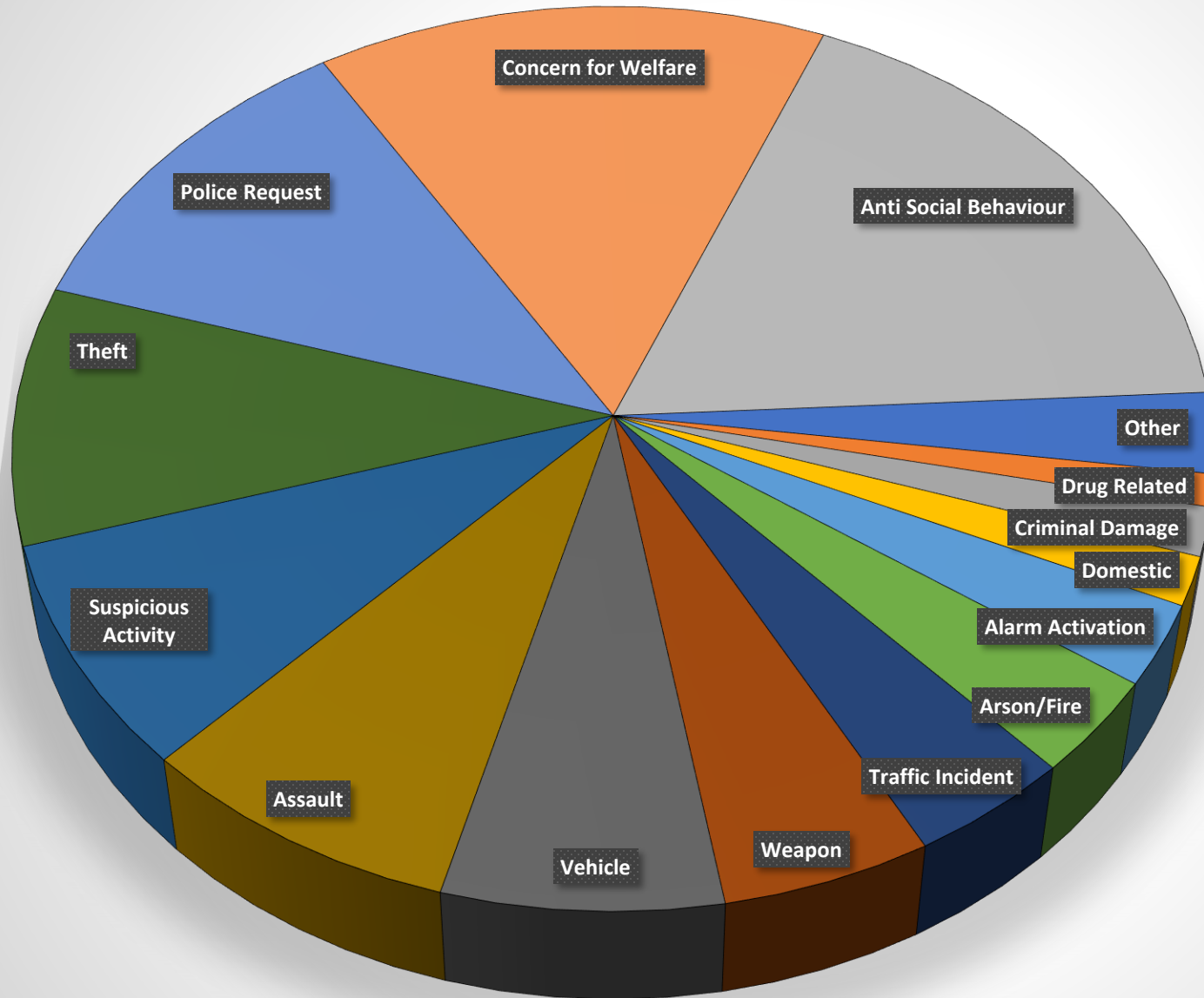
- Arson/Fire
- Deception/Fraud
- Breach
- Criminal Damage
- Domestic
- Traffic Incident
- Other
- Alarm Activation
- Burglary
- Drug Related
- Weapon
- Police Request
- Vehicle
- Theft
- Concern for Welfare
- Suspicious Activity
- Assault
- Anti Social Behaviour

Hertsmere Incidents Q1 2025-2026

- **All Stats relate to incidents in the towns of:**
 - Borehamwood
 - Bushey
 - Potters Bar

Category Name	No. of Incidents
Other	5
Drug Related	2
Criminal Damage	3
Domestic	3
Alarm Activation	5
Arson/Fire	6
Traffic Incident	7
Weapon	9
Vehicle	12
Assault	14
Suspicious Activity	14
Theft	16
Police Request	20
Concern for Welfare	26
Anti Social Behaviour	31

Hertsmere Incident Categories Q1 2025-2026



- Other
- Drug Related
- Criminal Damage
- Domestic
- Alarm Activation
- Arson/Fire
- Traffic Incident
- Weapon
- Vehicle
- Assault
- Suspicious Activity
- Theft
- Police Request
- Concern for Welfare
- Anti Social Behaviour

Call Sources

The CCTV Control Room incidents come from a number of different sources as explained in this slide

Controller: the CCTV Controller has monitored this incident pro-actively

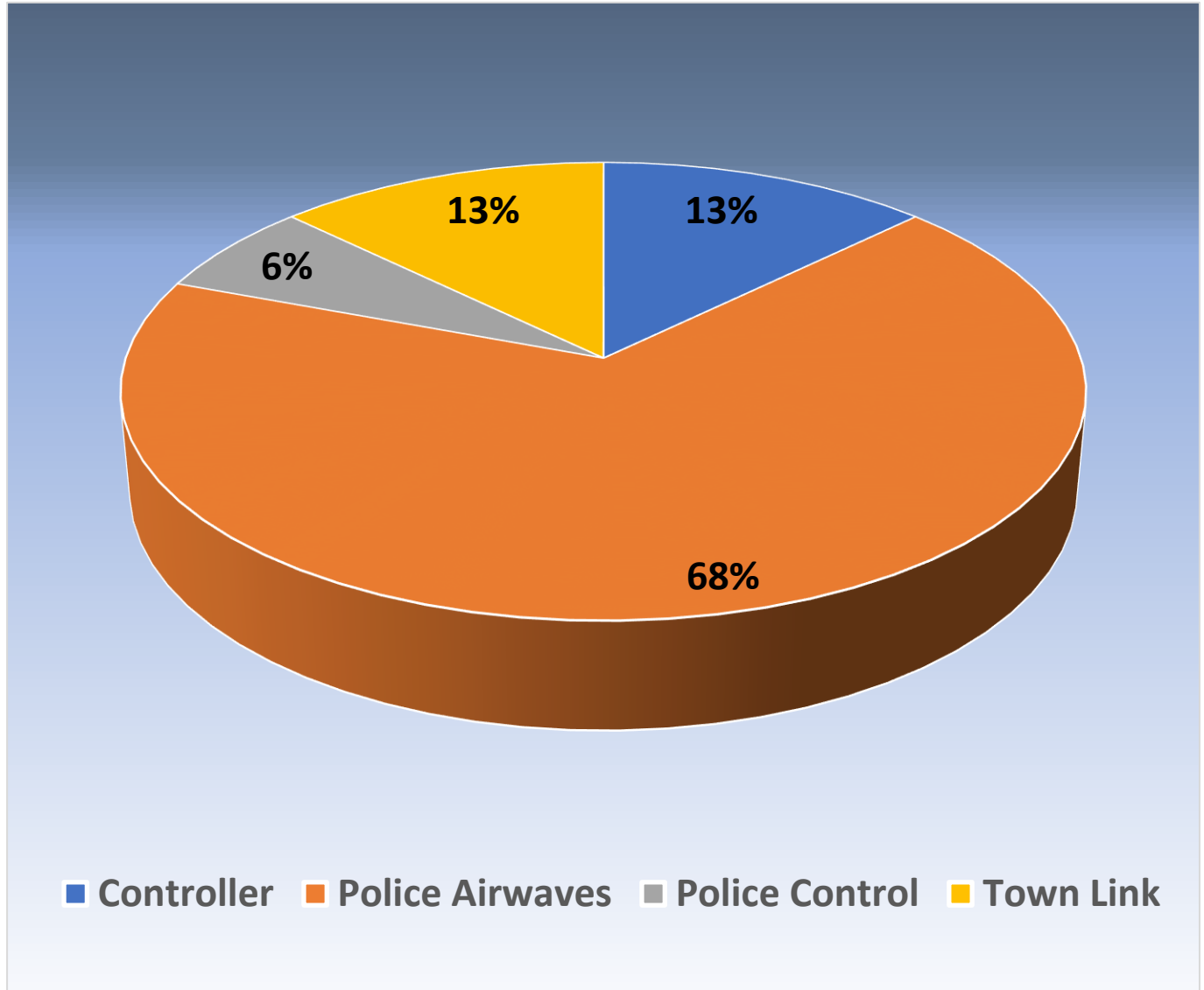
Police Airwaves: A call via the Police Airwaves Radio to the control room

Police Control: The Police Control Room Operator has called the CCTV Control Room via the telephone

Town Link: A call from a member of the Town Link or Pub Link Radio Scheme in the respective town.

Partnership Incidents by Call Source Q1 2025-2026

Source	Count
Controller	119
Police Airwaves	632
Police Control	61
Town Link	119





Q2 2025-26

Overview of statistics for the Hertfordshire CCTV
Partnership Control Room Operations

For the Members of the Partnership

Stevenage, North Herts, East Herts and
Hertsmere Councils

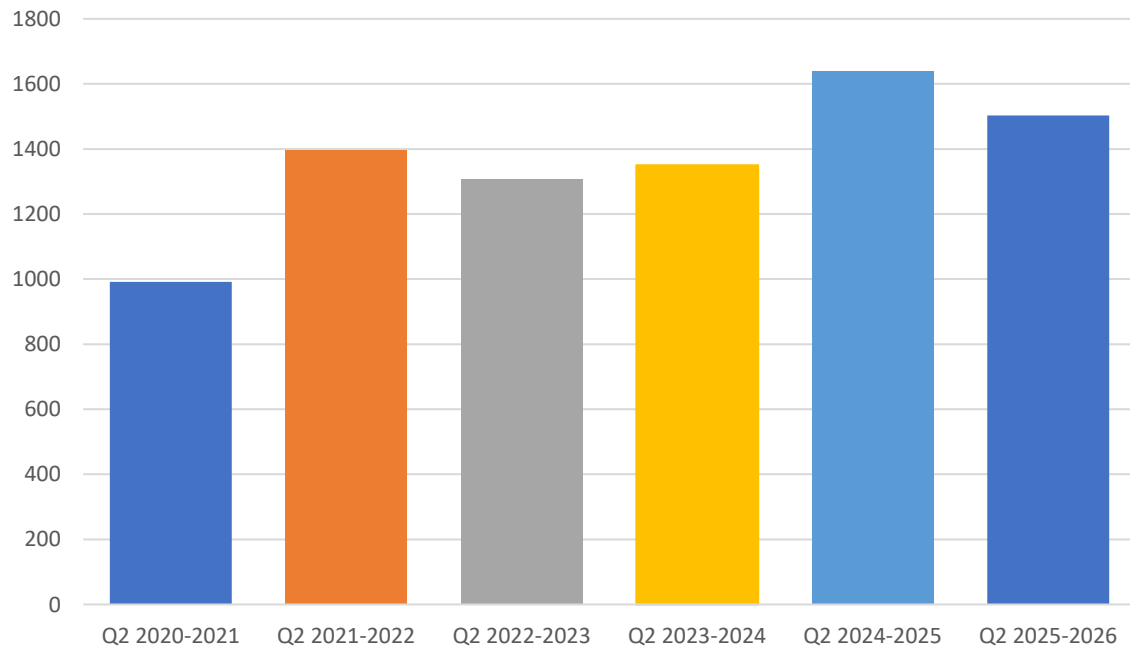


HERTFORDSHIRE
CCTV

Control Room Total Incident Data Q2 2025-26

- The CCTV Control Room recorded 1503 Incidents in Q2 2025-26 Relating to CCTV
- This was a decrease from 1641 incidents in Q2 2024-25 and an increase from 1350 the year before

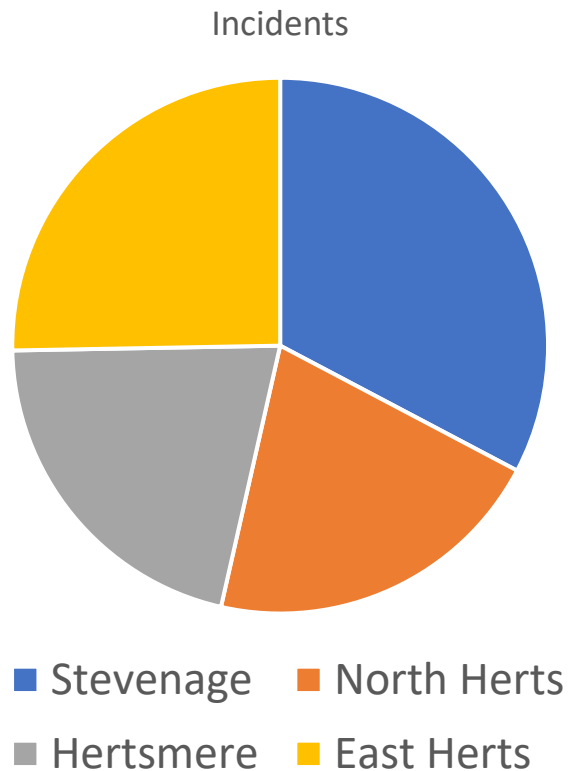
Q2 Total Incidents



Q2 2020-2021	Q2 2021-2022	Q2 2022-2023	Q2 2023-2024	Q2 2024-2025	Q2 2025-2026
992	1396	1307	1350	1641	1503

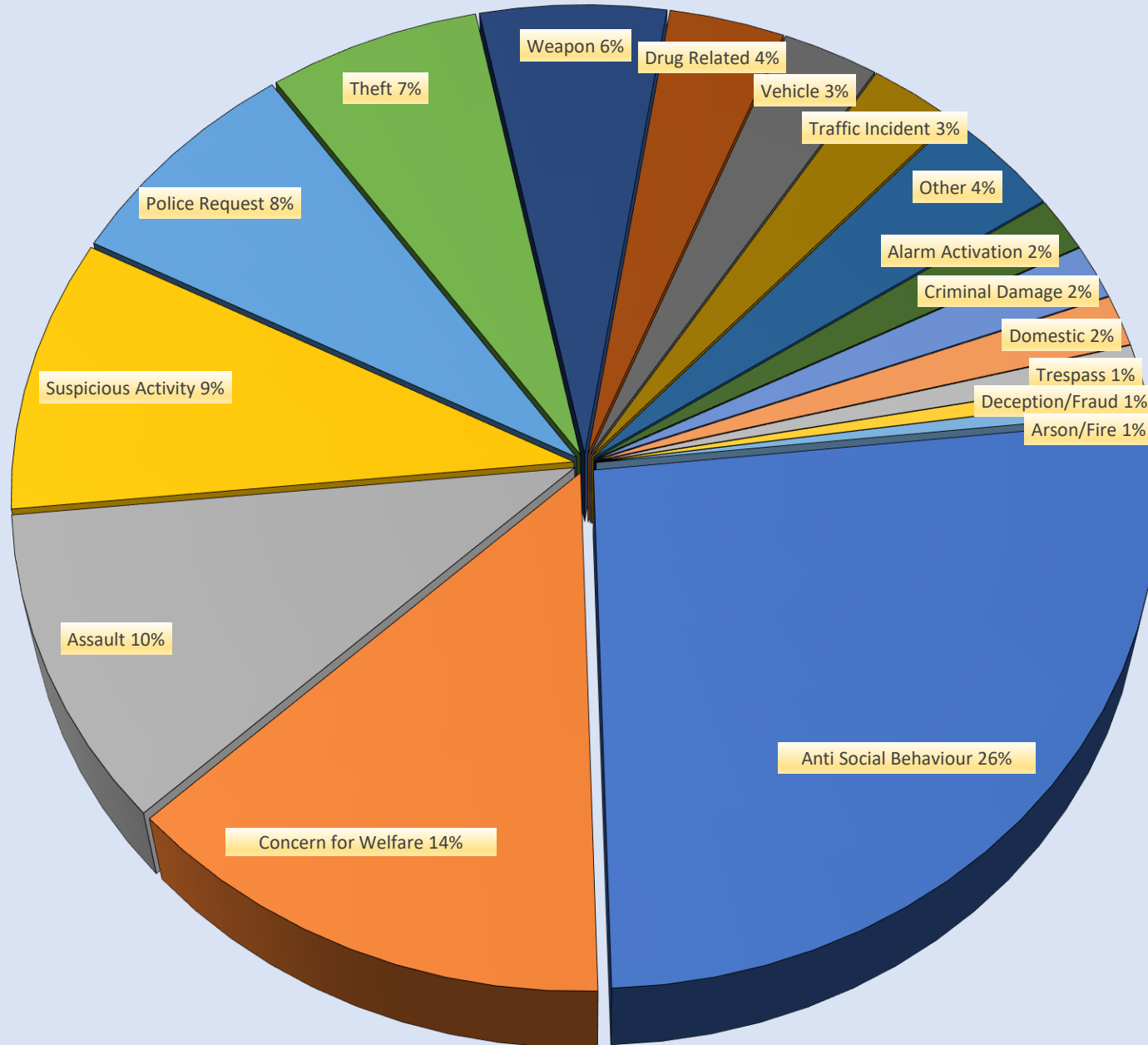
Incident Statistics By Partner

Q2 2025-2026



Partner	Incidents
North Herts	182
East Herts	221
Hertsmere	185
Stevenage	286

Incident Category Split All Partners Q2 2025 - 2026

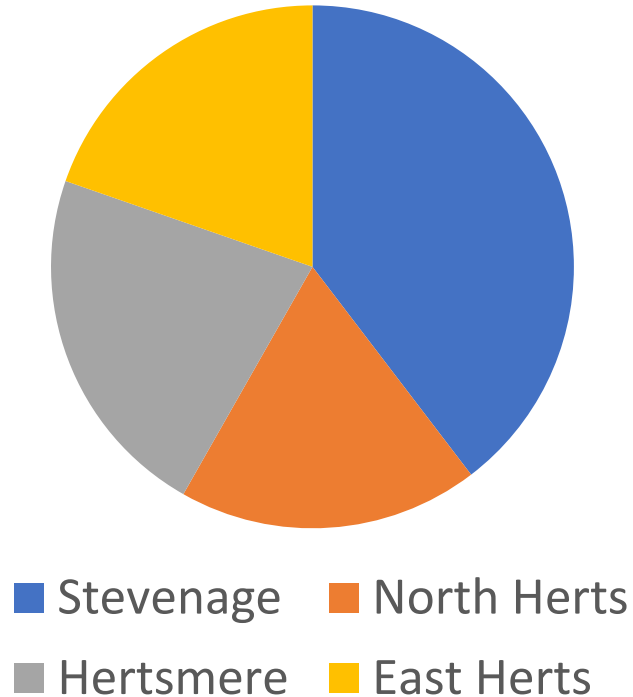


- Anti Social Behaviour
- Concern for Welfare
- Assault
- Suspicious Activity
- Police Request
- Theft
- Weapon
- Drug Related
- Vehicle
- Traffic Incident
- Other
- Alarm Activation
- Criminal Damage
- Domestic
- Trespass
- Deception/Fraud
- Arson/Fire

Footage Request Data

- The CCTV Control Room recorded a total of 371 footage requests for the CCTV Partners cameras in Quarter 2 of 2025-26

Footage requests



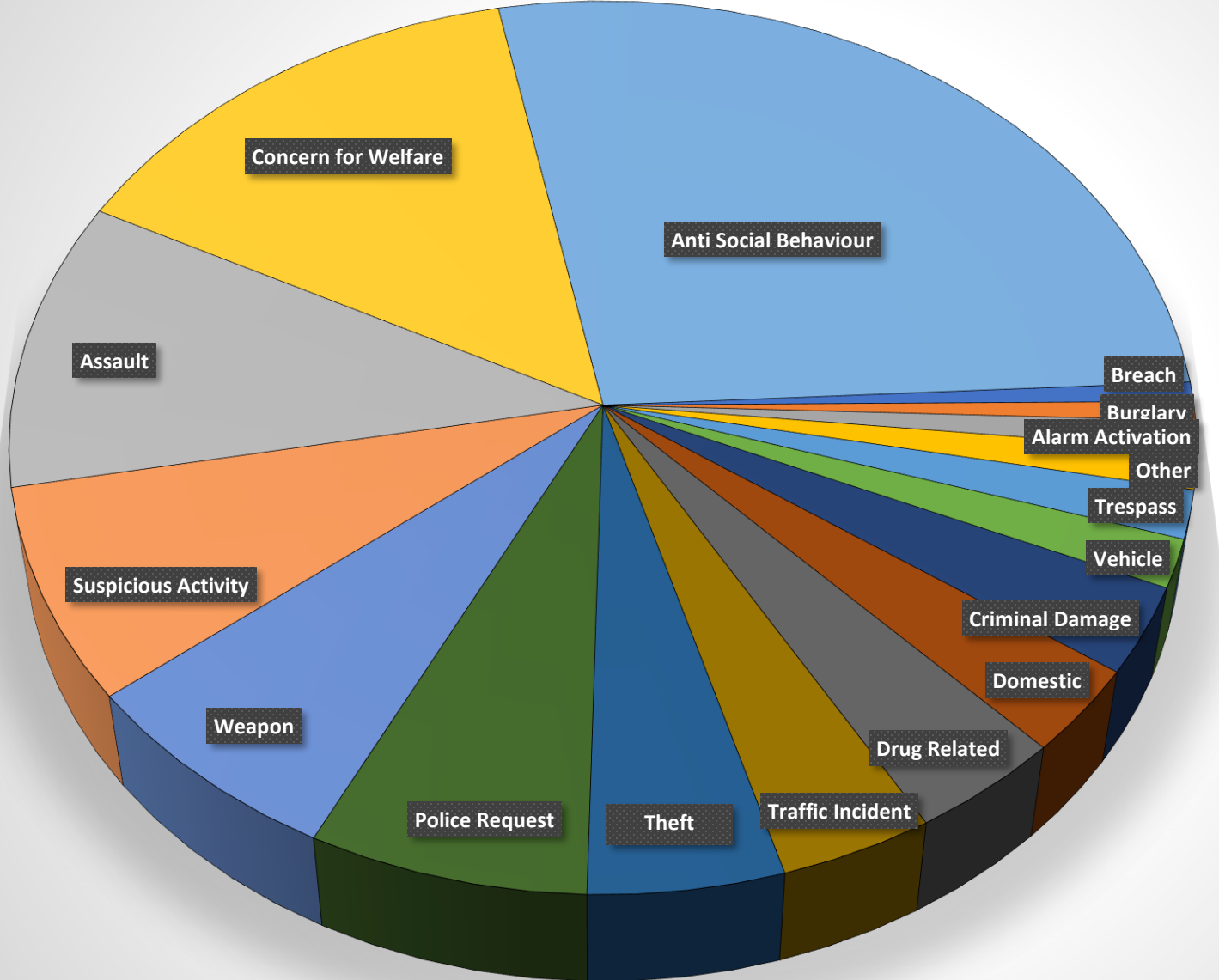
Partner	Footage Requests
North Herts	69
East Herts	73
Hertsmere	82
Stevenage	147

Stevenage Incidents Q2 2025-2026

- **All Stats relate to incidents in Stevenage including**
 - Town Centre
 - Neighbourhood Centres
 - Old Town
 - Residential Blocks

Category Name	No. of Incidents
Breach	2
Burglary	2
Alarm Activation	3
Other	4
Trespass	5
Vehicle	5
Criminal Damage	9
Domestic	9
Drug Related	11
Traffic Incident	11
Theft	14
Police Request	20
Weapon	20
Suspicious Activity	22
Assault	30
Concern for Welfare	41
Anti Social Behaviour	78

Stevenage Incident Categories Q2 2025-2026



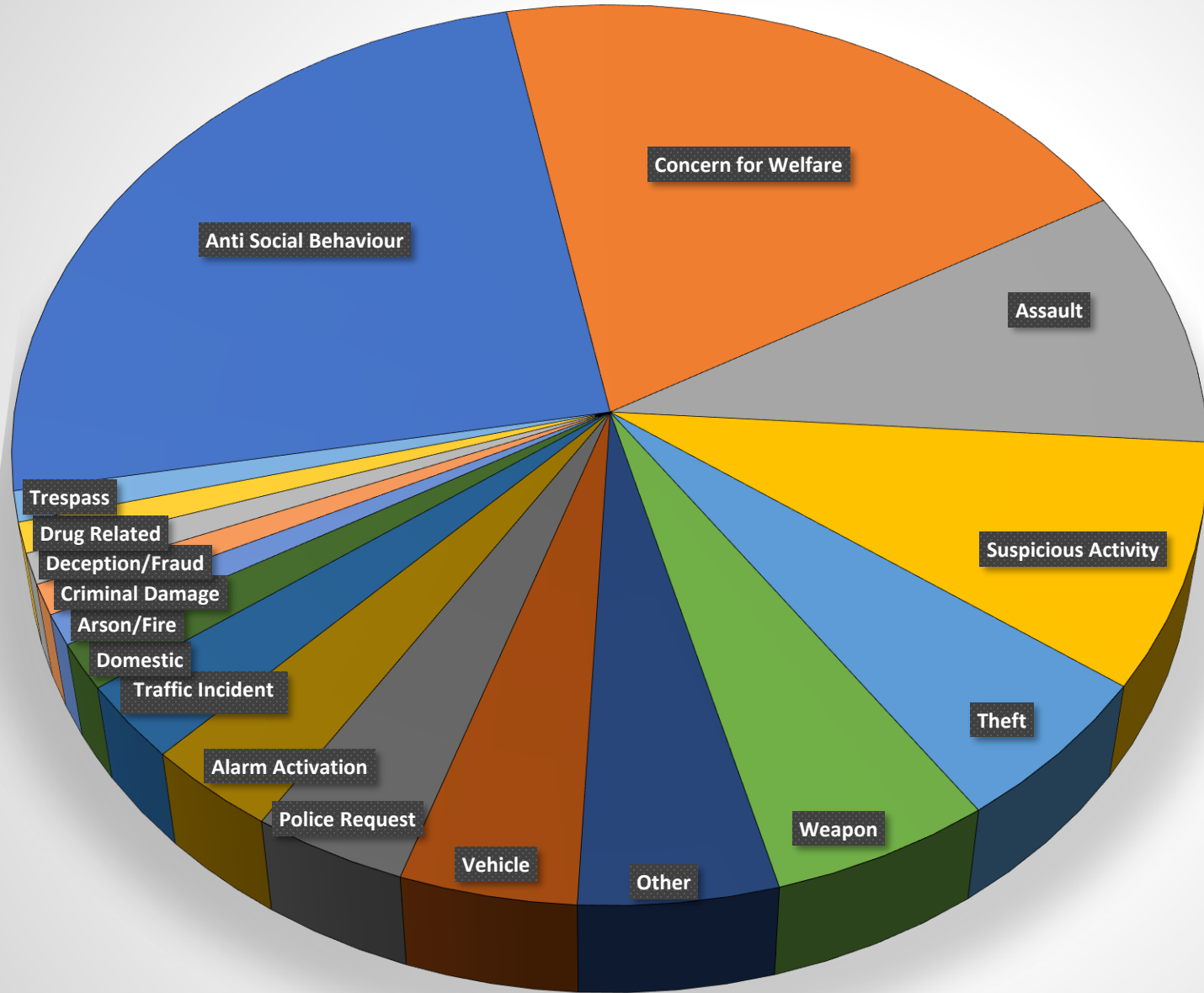
- Breach
- Burglary
- Alarm Activation
- Other
- Trespass
- Vehicle
- Criminal Damage
- Domestic
- Drug Related
- Traffic Incident
- Theft
- Police Request
- Weapon
- Suspicious Activity
- Assault
- Concern for Welfare
- Anti Social Behaviour

North Herts Incidents Q2 2025-2026

- **All Stats relate to incidents in the towns of:**
 - Hitchin
 - Letchworth
 - Baldock
 - Royston
 - Knebworth

Category Name	No. of Incidents
Anti Social Behaviour	45
Concern for Welfare	36
Assault	17
Suspicious Activity	16
Theft	10
Weapon	10
Other	9
Vehicle	8
Police Request	7
Alarm Activation	6
Traffic Incident	5
Domestic	3
Arson/Fire	2
Criminal Damage	2
Deception/Fraud	2
Drug Related	2
Trespass	2

North Herts Incident Categories Q2 2025-2026



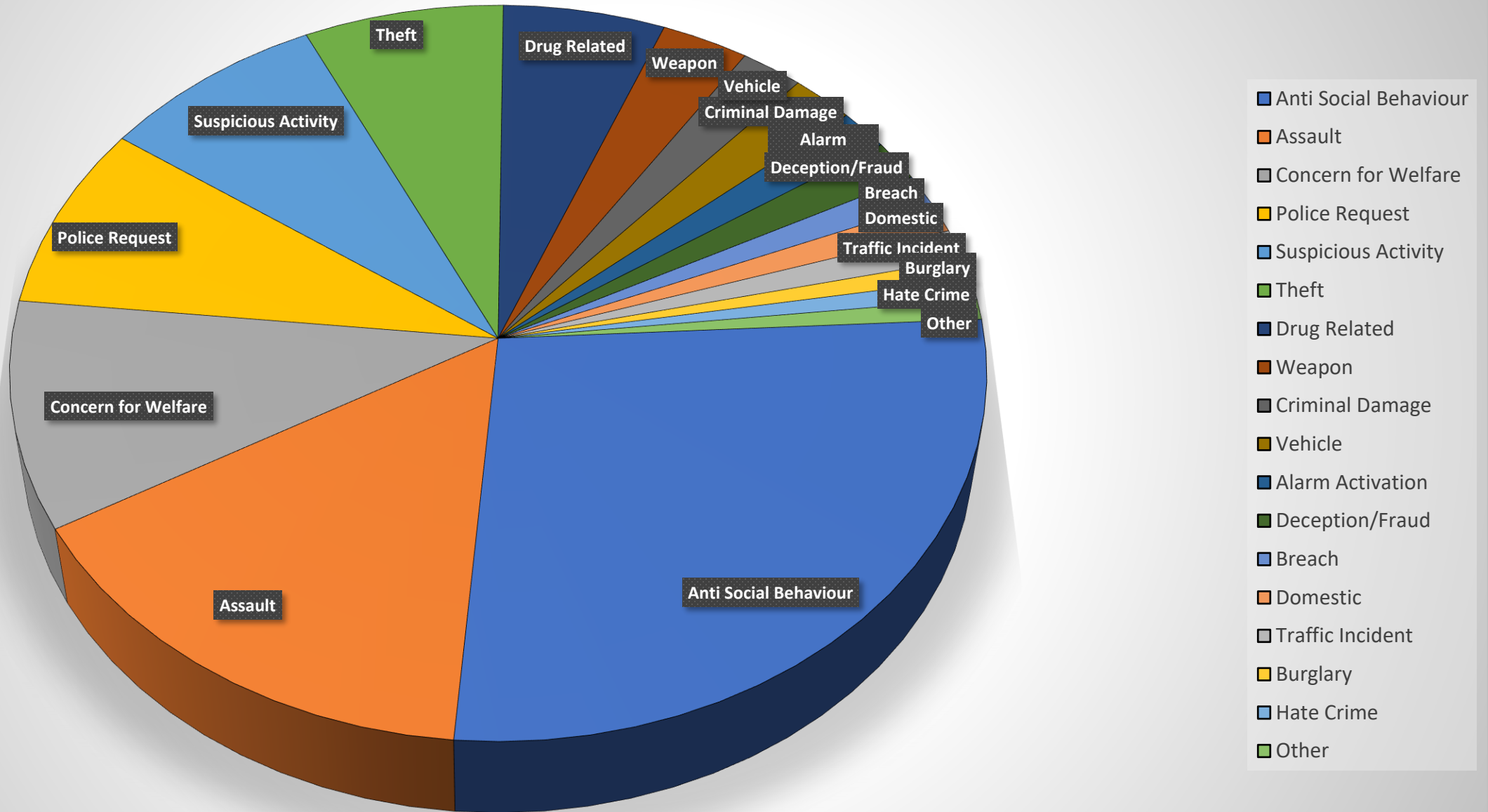
- Anti Social Behaviour
- Concern for Welfare
- Assault
- Suspicious Activity
- Theft
- Weapon
- Other
- Vehicle
- Police Request
- Alarm Activation
- Traffic Incident
- Domestic
- Arson/Fire
- Criminal Damage
- Deception/Fraud
- Drug Related
- Trespass

East Herts Incidents Q2 2025-2026

- **All Stats relate to incidents in the towns of:**
 - Hertford
 - Ware
 - Bishops Stortford
 - Stanstead Abbots

Category Name	No. of Incidents
Anti Social Behaviour	60
Assault	34
Concern for Welfare	22
Police Request	18
Suspicious Activity	18
Theft	16
Drug Related	13
Weapon	7
Criminal Damage	5
Vehicle	5
Alarm Activation	4
Deception/Fraud	4
Breach	3
Domestic	3
Traffic Incident	3
Burglary	2
Hate Crime	2
Other	2

East Herts Incident Categories Q2 2025-2026

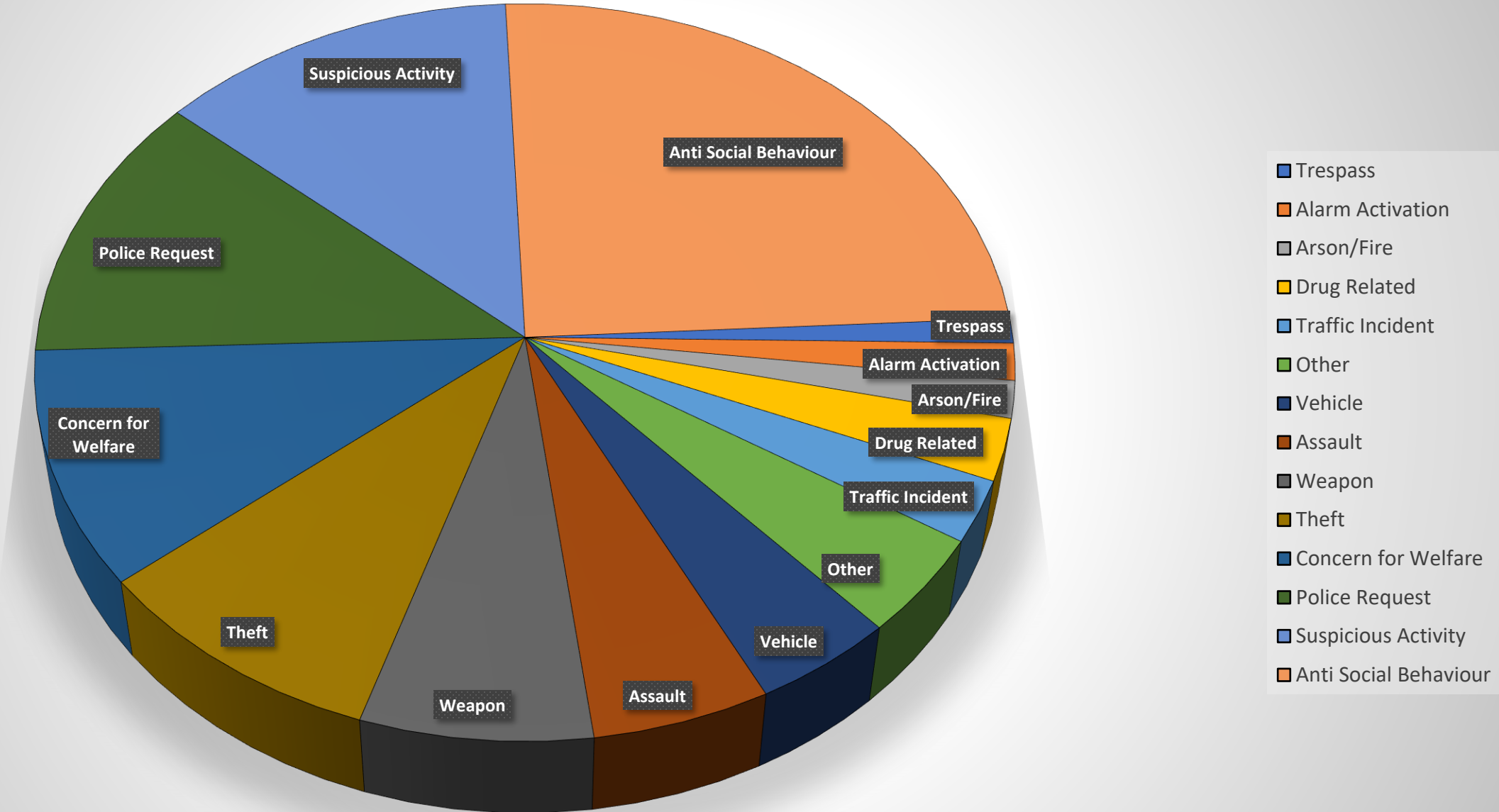


Hertsmere Incidents Q2 2025-2026

- All Stats relate to incidents in the towns of:
 - Borehamwood
 - Bushey
 - Potters Bar

Category Name	No. of Incidents
Trespass	2
Alarm Activation	3
Arson/Fire	3
Drug Related	5
Traffic Incident	5
Other	8
Vehicle	8
Assault	10
Weapon	13
Theft	17
Concern for Welfare	19
Police Request	22
Suspicious Activity	24
Anti Social Behaviour	46

Hertsmere Incident Categories Q2 2025-2026



Call Sources

The CCTV Control Room incidents come from a number of different sources as explained in this slide

Controller: the CCTV Controller has monitored this incident pro-actively

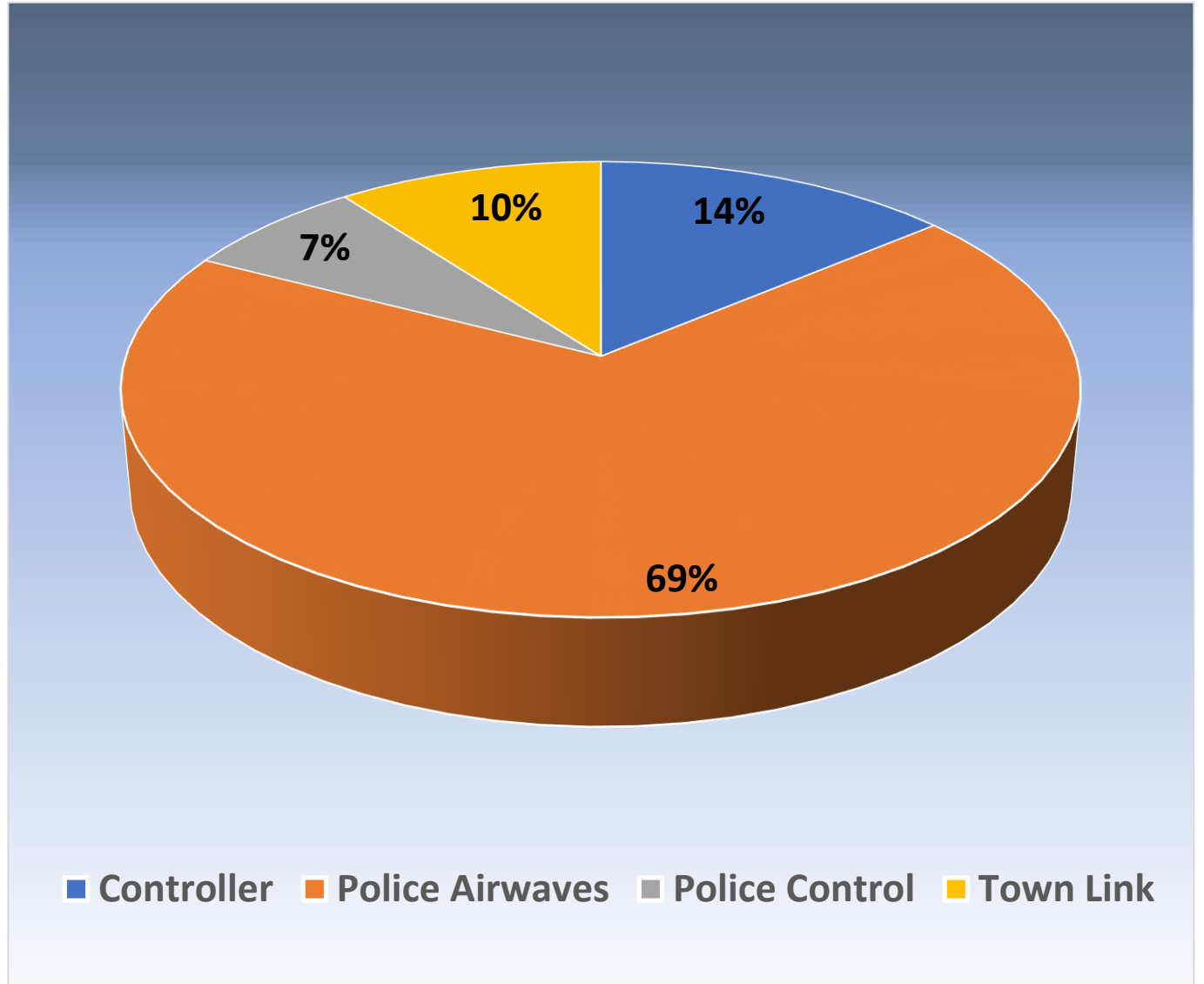
Police Airwaves: A call via the Police Airwaves Radio to the control room

Police Control: The Police Control Room Operator has called the CCTV Control Room via the telephone

Town Link: A call from a member of the Town Link or Pub Link Radio Scheme in the respective town.

Partnership Incidents by Call Source Q2 2025-2026

Source	Count
Controller	123
Police Airwaves	607
Police Control	63
Town Link	91





Q3 2025-26

Overview of statistics for the Hertfordshire CCTV
Partnership Control Room Operations

For the Members of the Partnership

Stevenage, North Herts, East Herts and
Hertsmere Councils

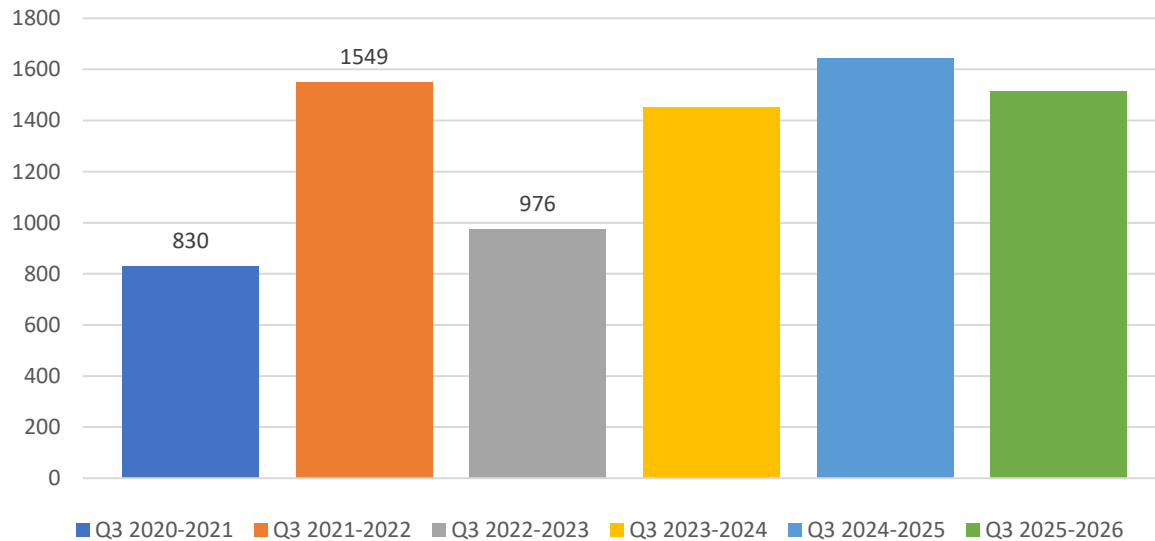


HERTFORDSHIRE
CCTV

Control Room Total Incident Data Q3 2025-26

- The CCTV Control Room recorded 1503 Incidents in Q2 2025-26 Relating to CCTV
- This was a decrease from 1641 incidents in Q2 2024-25 and an increase from 1350 the year before

Q3 Total Incidents

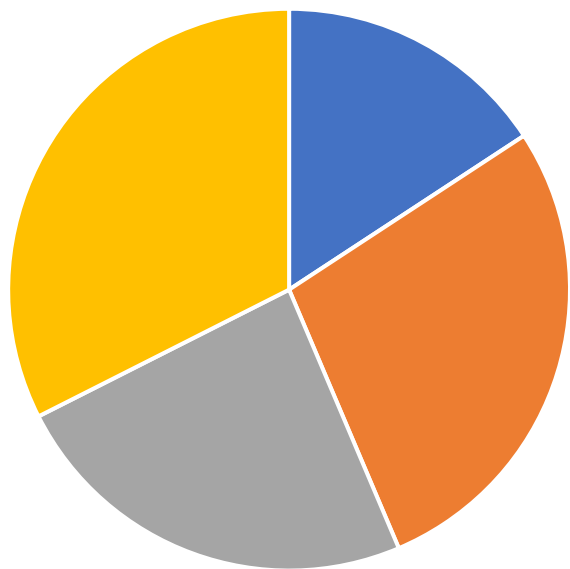


Q3 2020-2021	Q3 2021-2022	Q3 2022-2023	Q3 2023-2024	Q3 2024-2025	Q3 2025-2026
830	1549	976	1452	1642	1516

Incident Statistics By Partner

Q3 2025-2026

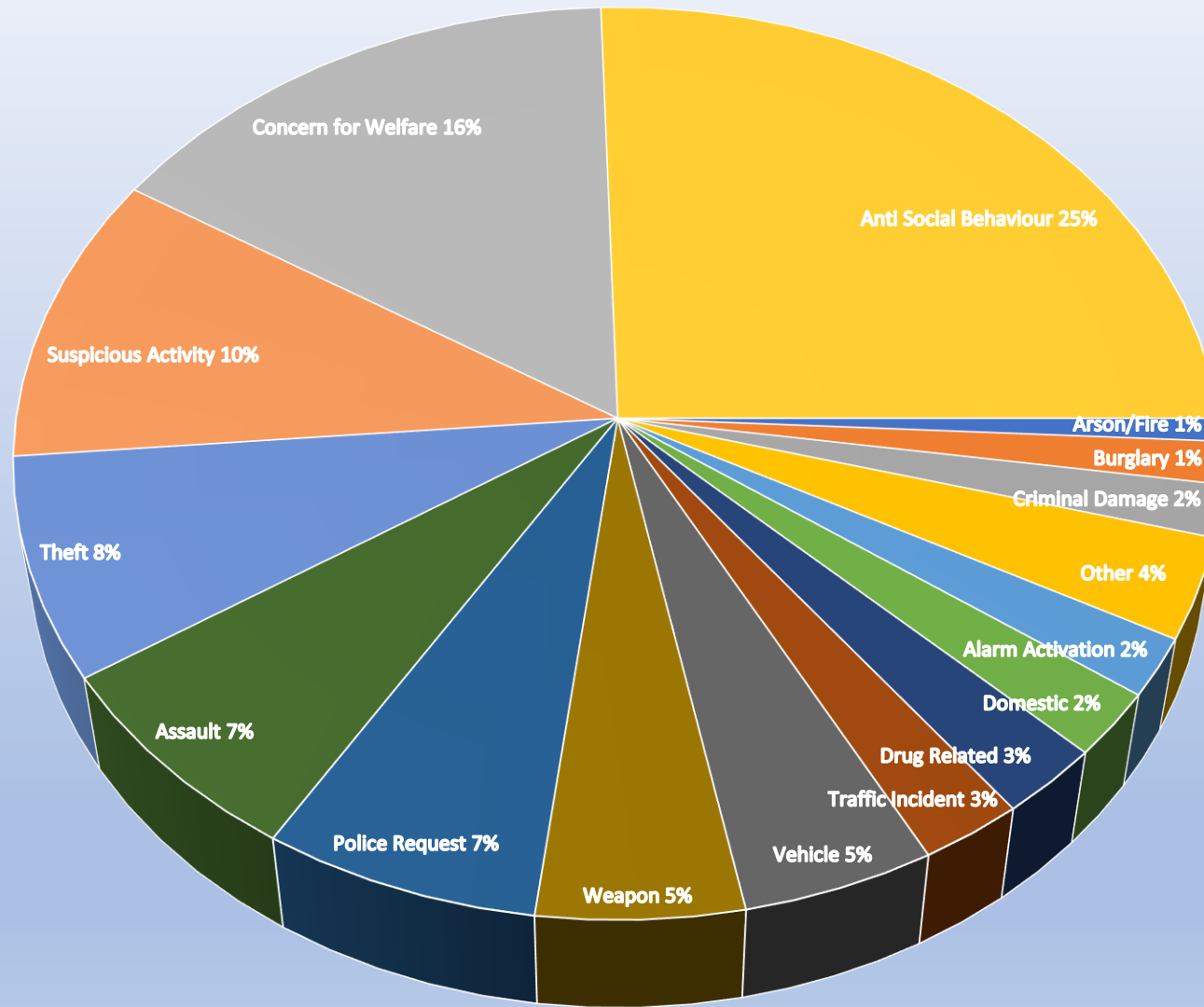
Incidents



■ North Herts ■ East Herts
■ Hertsmere ■ Stevenage

Partner	Incidents
North Herts	137
East Herts	242
Hertsmere	208
Stevenage	282

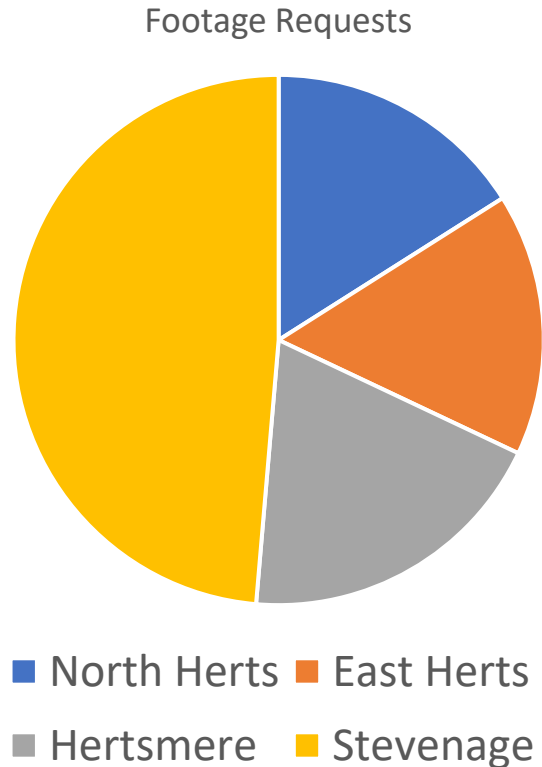
Incident Category Split All Partners Q3 2025 - 2026



- Arson/Fire
- Burglary
- Criminal Damage
- Other
- Alarm Activation
- Domestic
- Drug Related
- Traffic Incident
- Vehicle
- Weapon
- Police Request
- Assault
- Theft
- Suspicious Activity
- Concern for Welfare
- Anti Social Behaviour

Footage Request Data

- The CCTV Control Room recorded a total of 331 footage requests for the CCTV Partners cameras in Quarter 3 of 2025-26



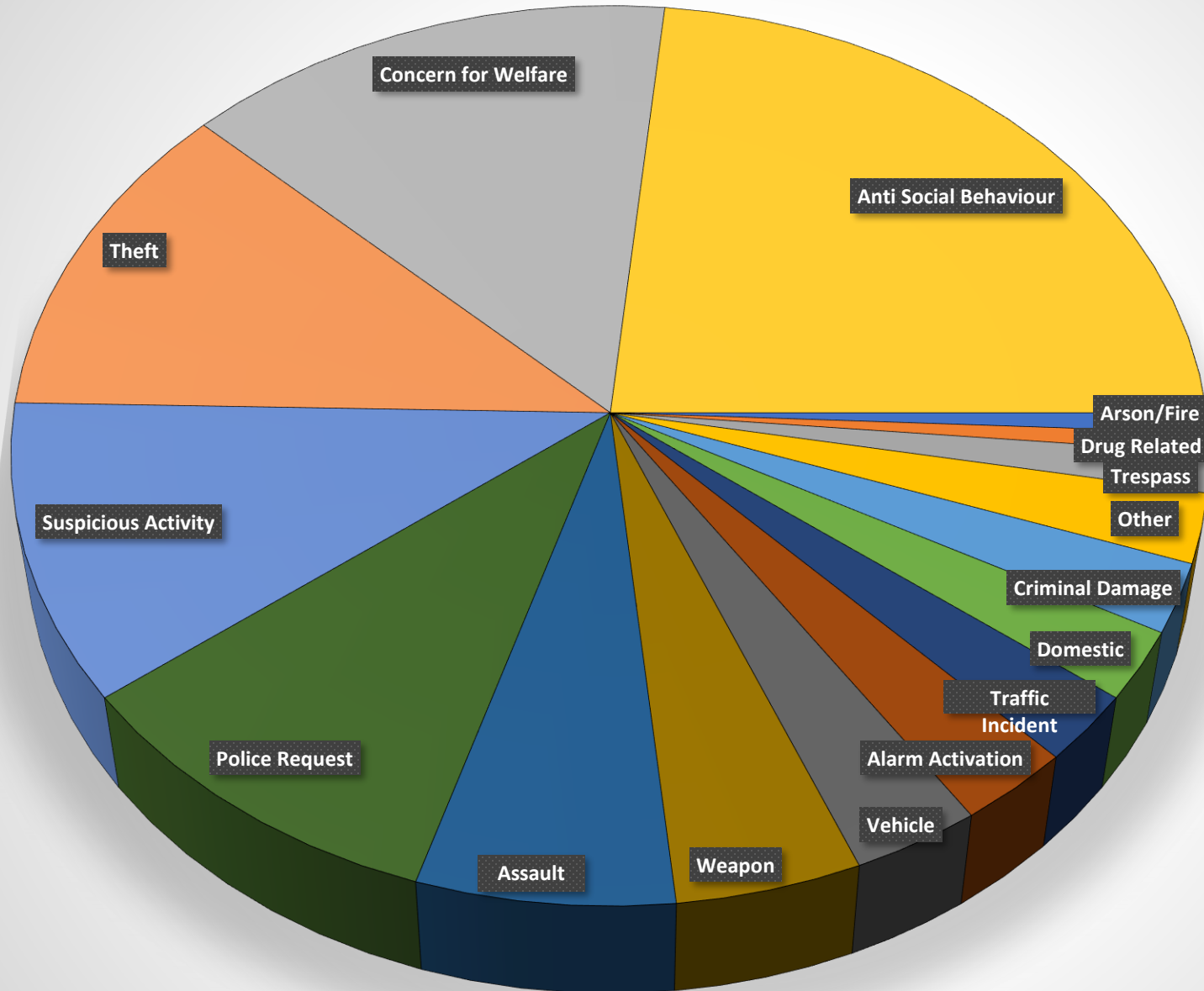
Partner	Footage Requests
North Herts	53
East Herts	53
Hertsmere	64
Stevenage	161

Stevenage Incidents Q3 2025-2026

- **All Stats relate to incidents in Stevenage including**
 - Town Centre
 - Neighbourhood Centres
 - Old Town
 - Residential Blocks

Category Name	No. of Incidents
Arson/Fire	2
Drug Related	2
Trespass	4
Other	7
Criminal Damage	7
Domestic	7
Traffic Incident	7
Alarm Activation	8
Vehicle	9
Weapon	13
Assault	18
Police Request	28
Suspicious Activity	30
Theft	33
Concern for Welfare	41
Anti Social Behaviour	66

Stevenage Incident Categories Q3 2025-2026



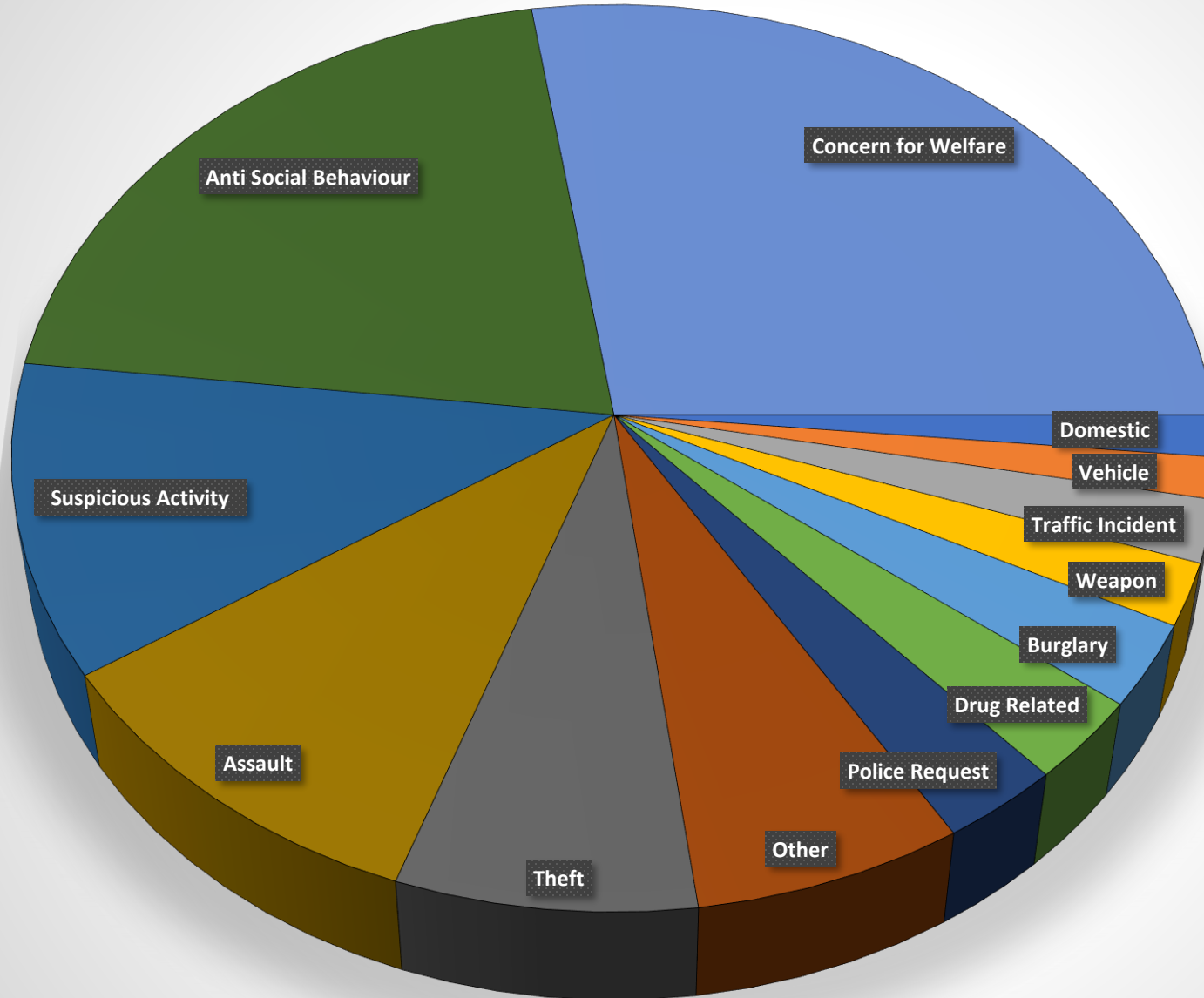
- Arson/Fire
- Drug Related
- Trespass
- Other
- Criminal Damage
- Domestic
- Traffic Incident
- Alarm Activation
- Vehicle
- Weapon
- Assault
- Police Request
- Suspicious Activity
- Theft
- Concern for Welfare
- Anti Social Behaviour

North Herts Incidents Q3 2025-2026

- **All Stats relate to incidents in the towns of:**
- Hitchin
- Letchworth
- Baldock
- Royston
- Knebworth

Category Name	No. of Incidents
Domestic	2
Vehicle	2
Traffic Incident	3
Weapon	3
Burglary	4
Drug Related	4
Police Request	4
Other	9
Theft	10
Assault	14
Suspicious Activity	15
Anti Social Behaviour	28
Concern for Welfare	37

North Herts Incident Categories Q3 2025-2026



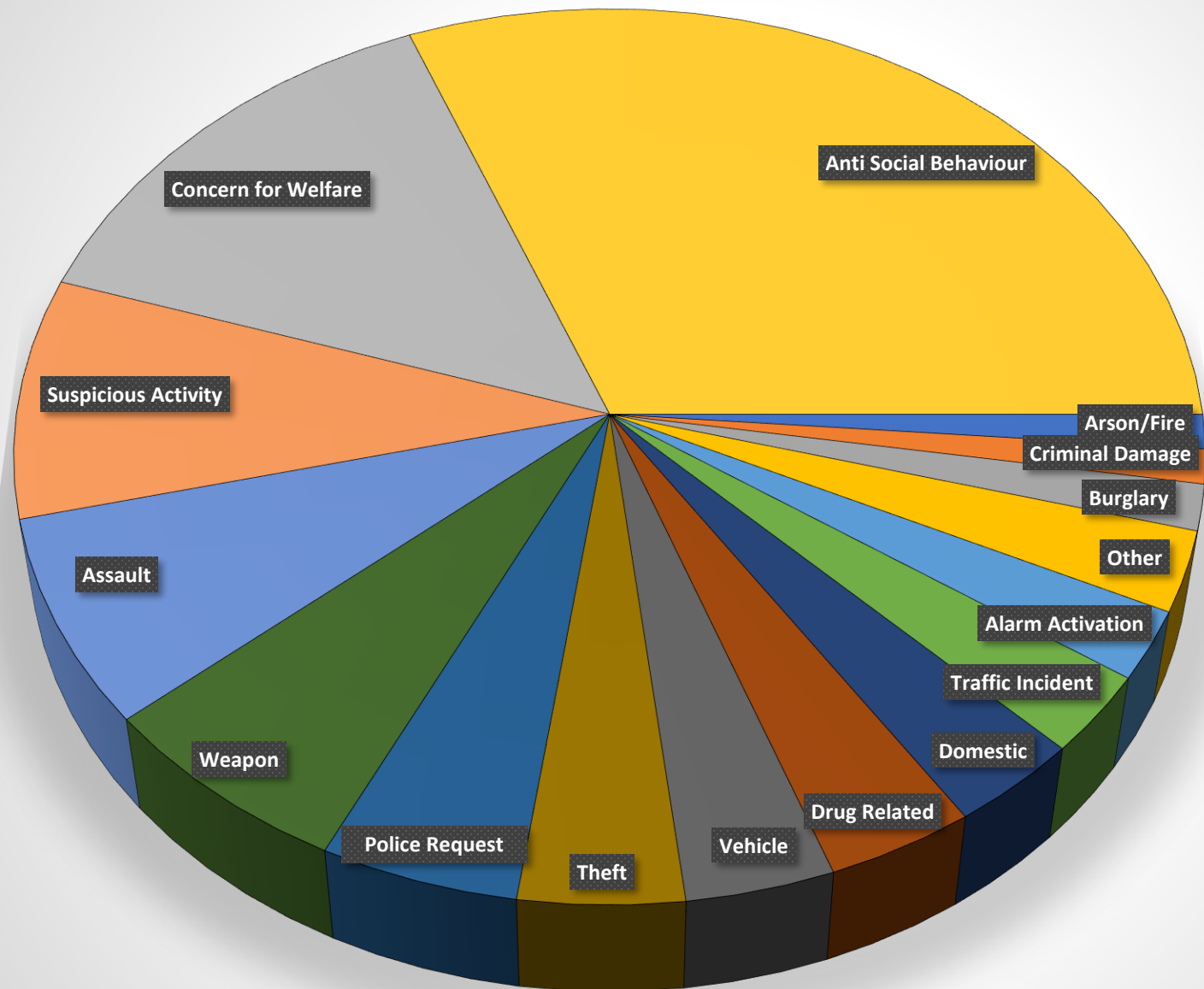
- Domestic
- Vehicle
- Traffic Incident
- Weapon
- Burglary
- Drug Related
- Police Request
- Other
- Theft
- Assault
- Suspicious Activity
- Anti Social Behaviour
- Concern for Welfare

East Herts Incidents Q3 2025-2026

- **All Stats relate to incidents in the towns of:**
 - Hertford
 - Ware
 - Bishops Stortford
 - Stanstead Abbots

Category Name	No. of Incidents
Alarm Activation	6
Anti Social Behaviour	75
Arson/Fire	3
Assault	18
Breach	1
Burglary	4
Concern for Welfare	34
Criminal Damage	3
Deception/Fraud	1
Domestic	8
Drug Related	9
Other	5
Police Request	12
Suspicious Activity	21
Theft	10
Traffic Incident	7
Vehicle	9
Weapon	16

East Herts Incident Categories Q3 2025-2026



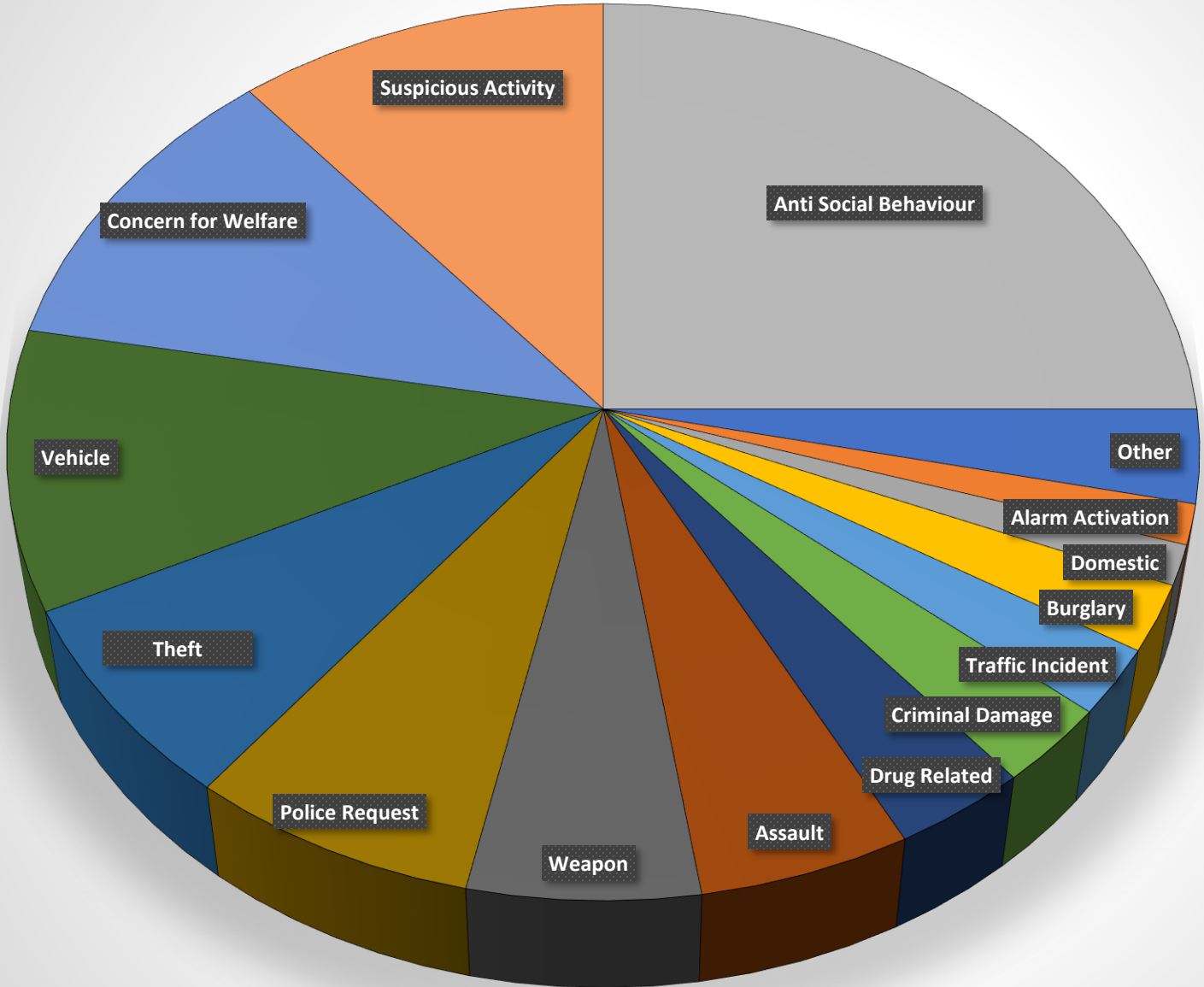
- Arson/Fire
- Criminal Damage
- Burglary
- Other
- Alarm Activation
- Traffic Incident
- Domestic
- Drug Related
- Vehicle
- Theft
- Police Request
- Weapon
- Assault
- Suspicious Activity
- Concern for Welfare
- Anti Social Behaviour

Hertsmere Incidents Q3 2025-2026

- **All Stats relate to incidents in the towns of:**
 - Borehamwood
 - Bushey
 - Potters Bar

Category Name	No. of Incidents
Other	7
Alarm Activation	3
Domestic	3
Burglary	5
Traffic Incident	5
Criminal Damage	6
Drug Related	7
Assault	11
Weapon	12
Police Request	15
Theft	15
Vehicle	21
Concern for Welfare	23
Suspicious Activity	23
Anti Social Behaviour	52

Hertsmere Incident Categories Q3 2025-2026



- Other
- Alarm Activation
- Domestic
- Burglary
- Traffic Incident
- Criminal Damage
- Drug Related
- Assault
- Weapon
- Police Request
- Theft
- Vehicle
- Concern for Welfare
- Suspicious Activity
- Anti Social Behaviour

Call Sources

The CCTV Control Room incidents come from a number of different sources as explained in this slide

Controller: the CCTV Controller has monitored this incident pro-actively

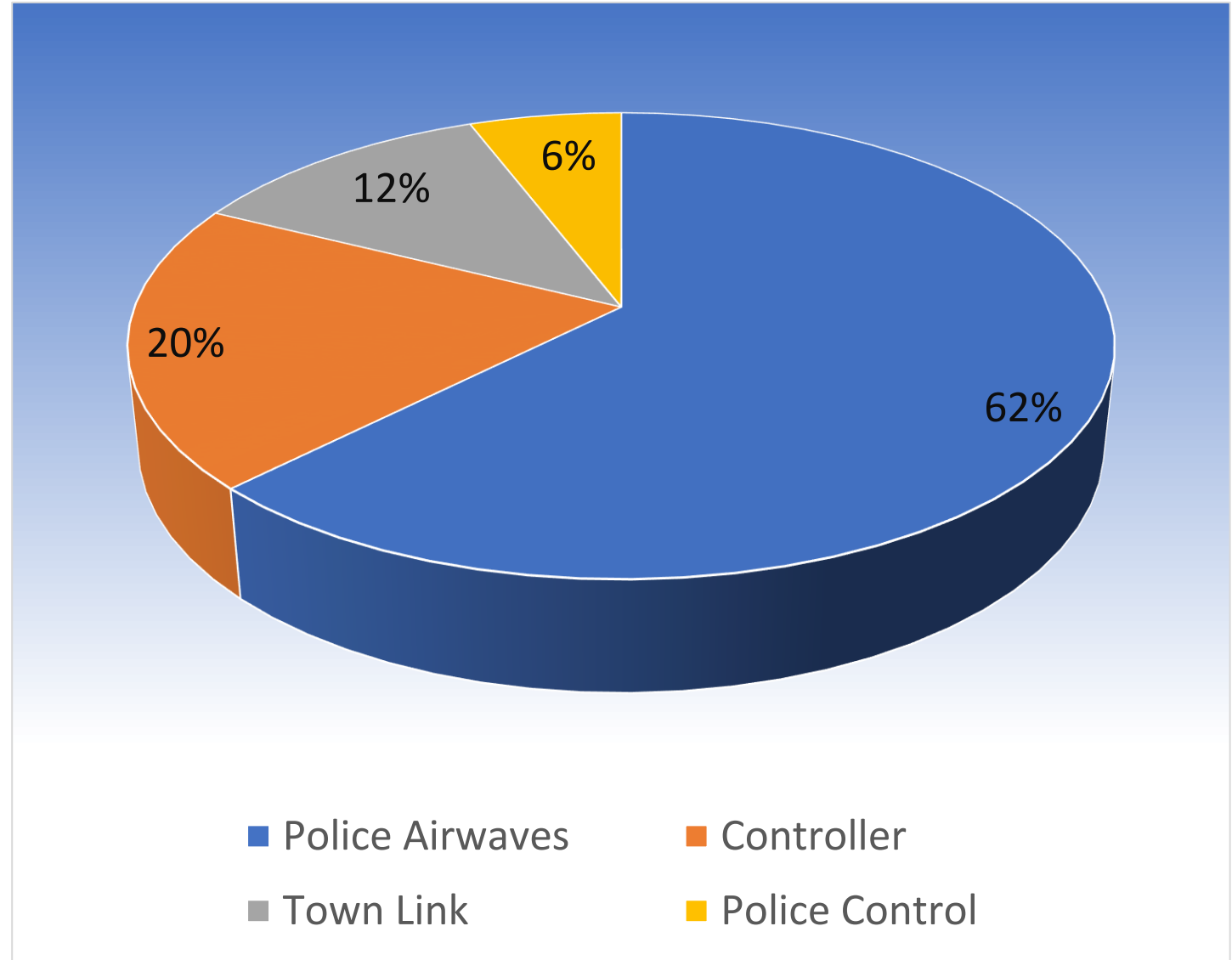
Police Airwaves: A call via the Police Airwaves Radio to the control room

Police Control: The Police Control Room Operator has called the CCTV Control Room via the telephone

Town Link: A call from a member of the Town Link or Pub Link Radio Scheme in the respective town.

Partnership Incidents by Call Source Q3 2025-2026

Source	Count
Controller	173
Police Airwaves	545
Police Control	103
Town Link	51





Q4 2025-26

Overview of statistics for the Hertfordshire CCTV
Partnership Control Room Operations

For the Members of the Partnership

Stevenage, North Herts, East Herts and
Hertsmere Councils

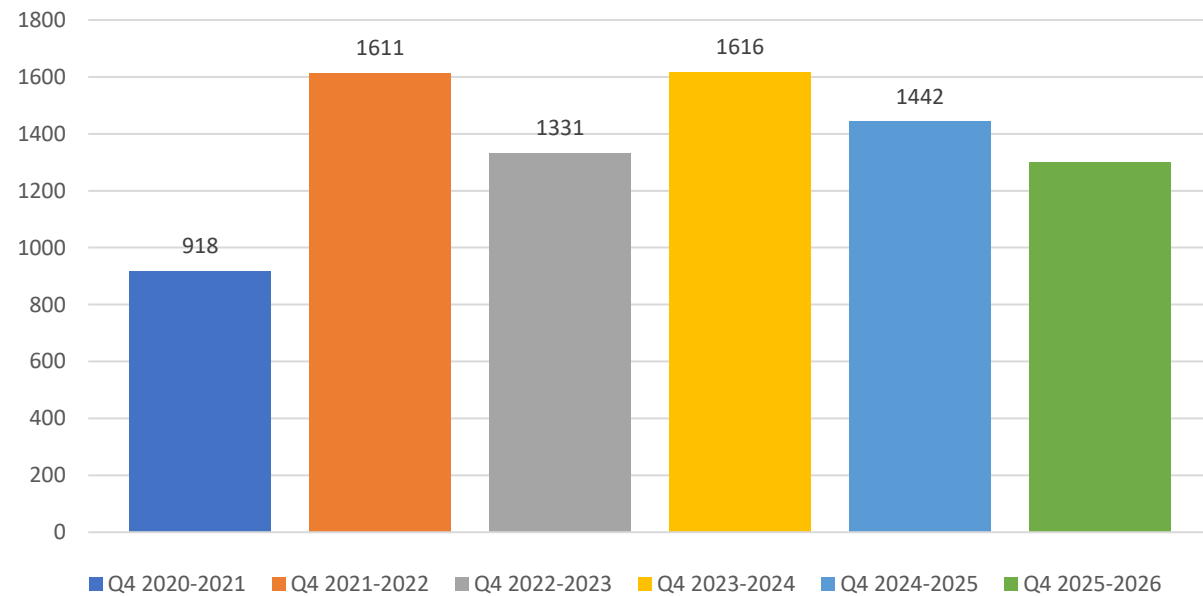


HERTFORDSHIRE
CCTV

Control Room Total Incident Data Q4 2025-26

- The CCTV Control Room recorded 1301 Incidents in Q4 2025-26 Relating to CCTV
- This was a decrease from 1442 incidents in Q4 2024-25 and a decrease from 1616 the year before

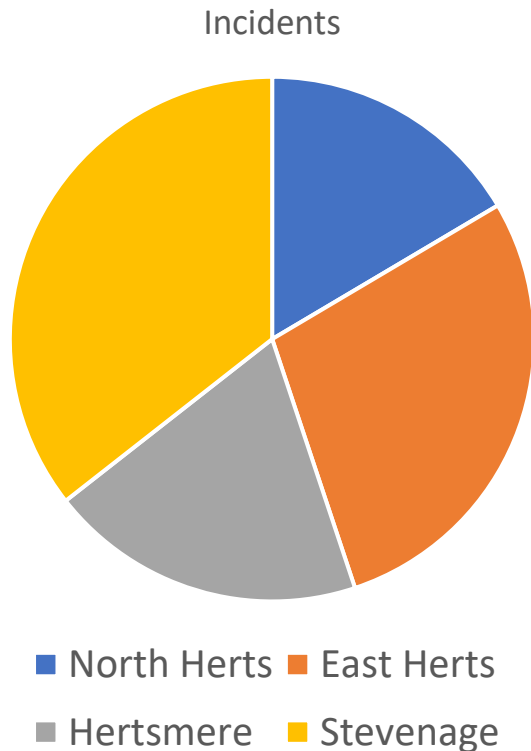
Q4 Total Incidents



Q4 2020-2021	Q4 2021-2022	Q4 2022-2023	Q4 2023-2024	Q4 2024-2025	Q4 2025-2026
918	1611	1331	1616	1442	1301

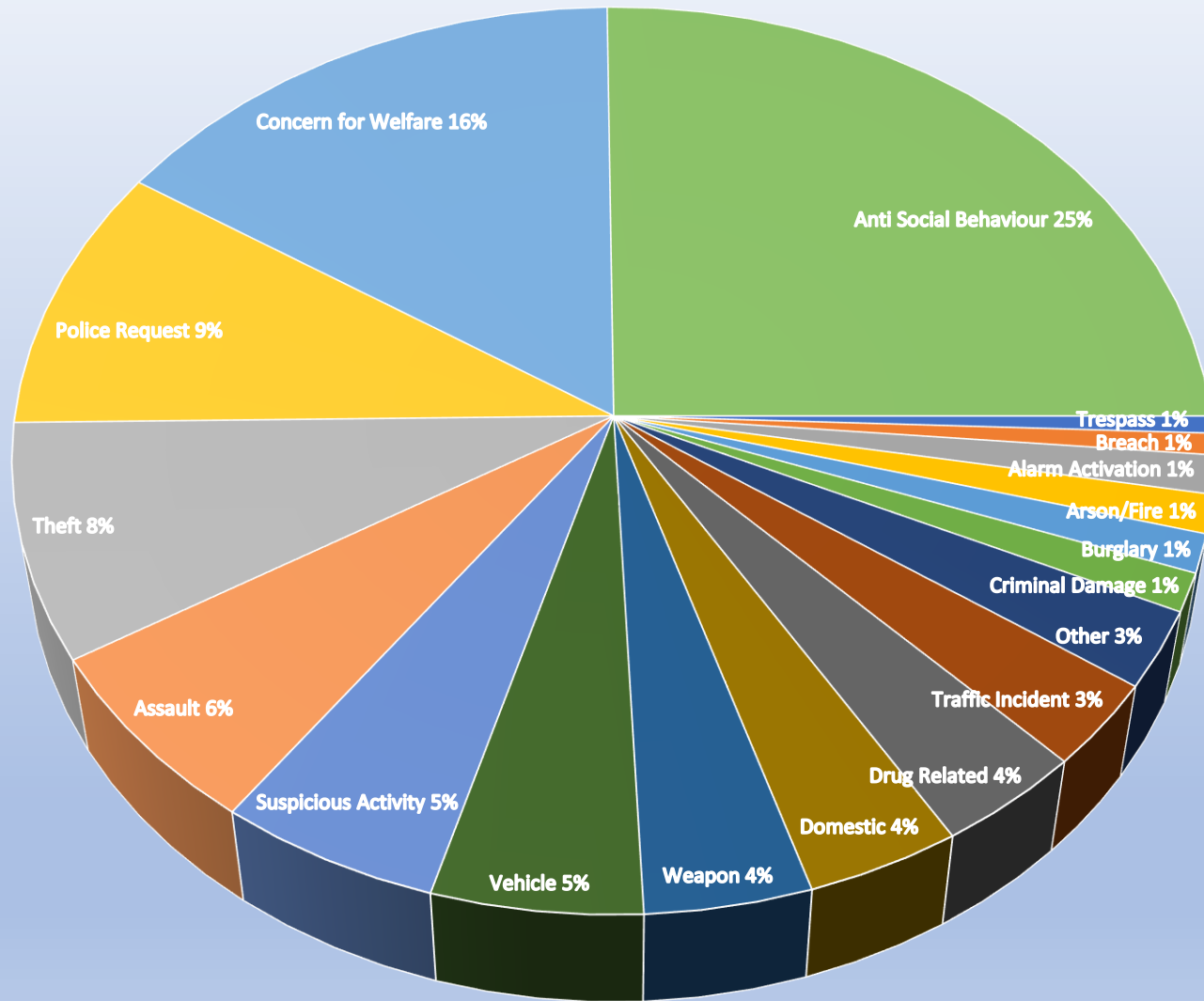
Incident Statistics By Partner

Q4 2025-2026



Partner	Incidents
North Herts	137
East Herts	186
Hertsmere	128
Stevenage	233

Incident Category Split All Partners Q4 2025 - 2026

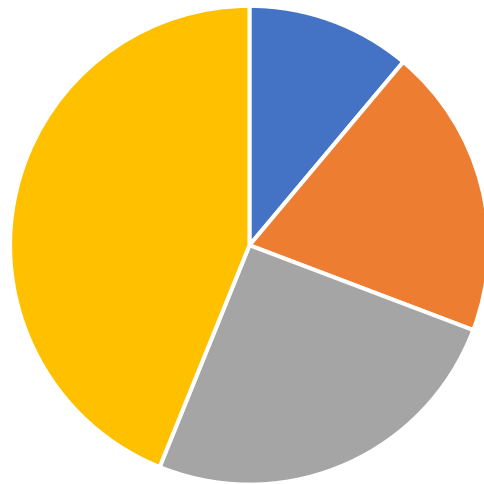


- Trespass
- Breach
- Alarm Activation
- Arson/Fire
- Burglary
- Criminal Damage
- Other
- Traffic Incident
- Drug Related
- Domestic
- Weapon
- Vehicle
- Suspicious Activity
- Assault
- Theft
- Police Request
- Concern for Welfare
- Anti Social Behaviour

Footage Request Data

- The CCTV Control Room recorded a total of 351 footage requests for the CCTV Partners cameras in Quarter 4 of 2025-26

Footage requests



■ North Herts ■ East Herts
■ Hertsmere ■ Stevenage

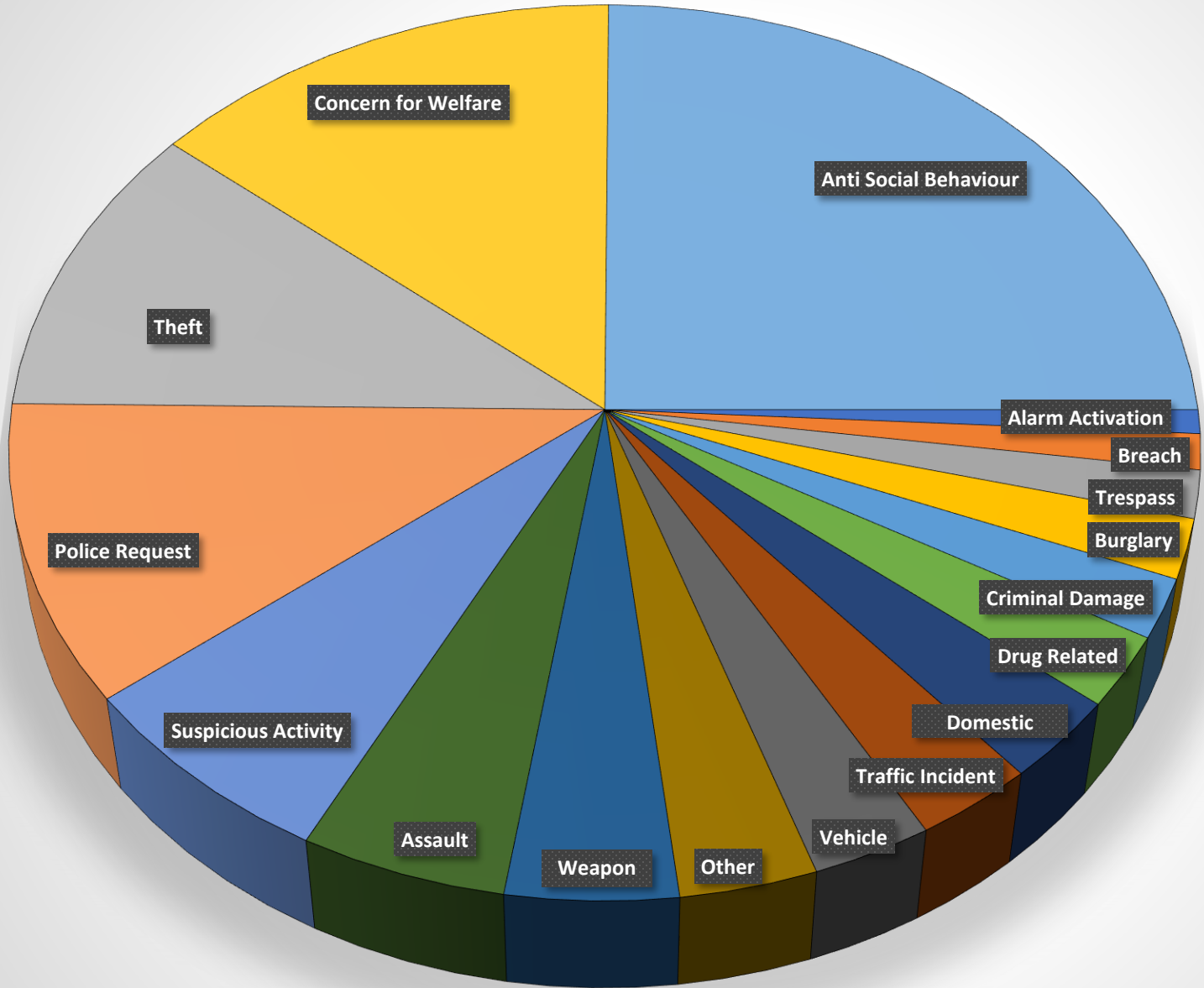
Partner	Footage Requests
North Herts	39
East Herts	69
Hertsmere	89
Stevenage	154

Stevenage Incidents Q4 2025-2026

- **All Stats relate to incidents in Stevenage including**
- Town Centre
- Neighbourhood Centre
- Old Town
- Residential Blocks

Category Name	No. of Incidents
Alarm Activation	2
Breach	3
Trespass	4
Burglary	5
Criminal Damage	5
Drug Related	6
Domestic	7
Traffic Incident	7
Vehicle	7
Other	8
Weapon	10
Assault	12
Suspicious Activity	16
Police Request	25
Theft	25
Concern for Welfare	33
Anti Social Behaviour	58

Stevenage Incident Categories Q4 2025-2026



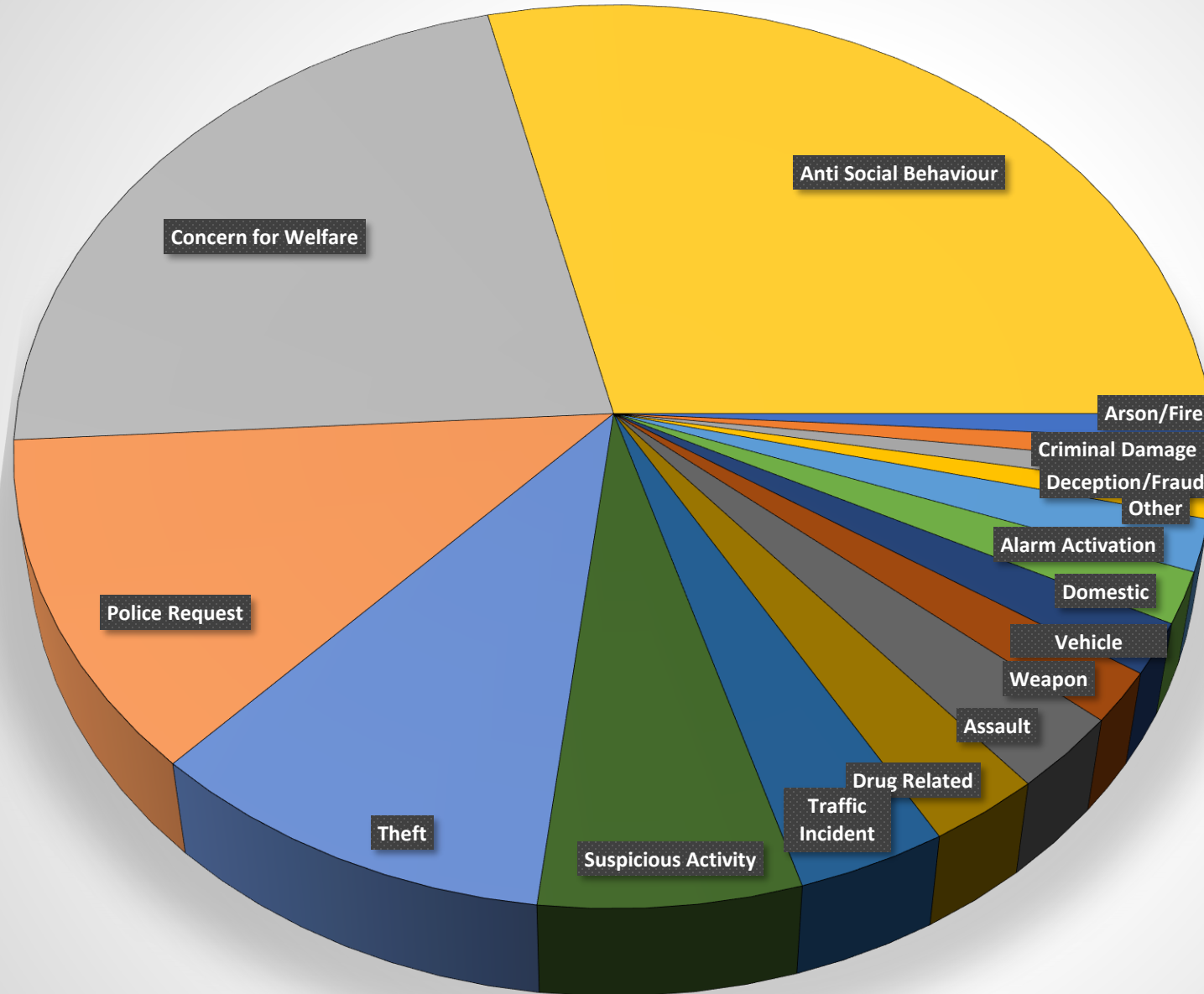
- Alarm Activation
- Breach
- Trespass
- Burglary
- Criminal Damage
- Drug Related
- Domestic
- Traffic Incident
- Vehicle
- Other
- Weapon
- Assault
- Suspicious Activity
- Police Request
- Theft
- Concern for Welfare
- Anti Social Behaviour

North Herts Incidents Q4 2025-2026

- **All Stats relate to incidents in the towns of:**
 - Hitchin
 - Letchworth
 - Baldock
 - Royston
 - Knebworth

Category Name	No. of Incidents
Arson/Fire	1
Criminal Damage	1
Deception/Fraud	1
Other	1
Alarm Activation	2
Domestic	2
Vehicle	2
Weapon	2
Assault	3
Drug Related	3
Traffic Incident	4
Suspicious Activity	7
Theft	11
Police Request	13
Concern for Welfare	24
Anti Social Behaviour	31

North Herts Incident Categories Q4 2025-2026



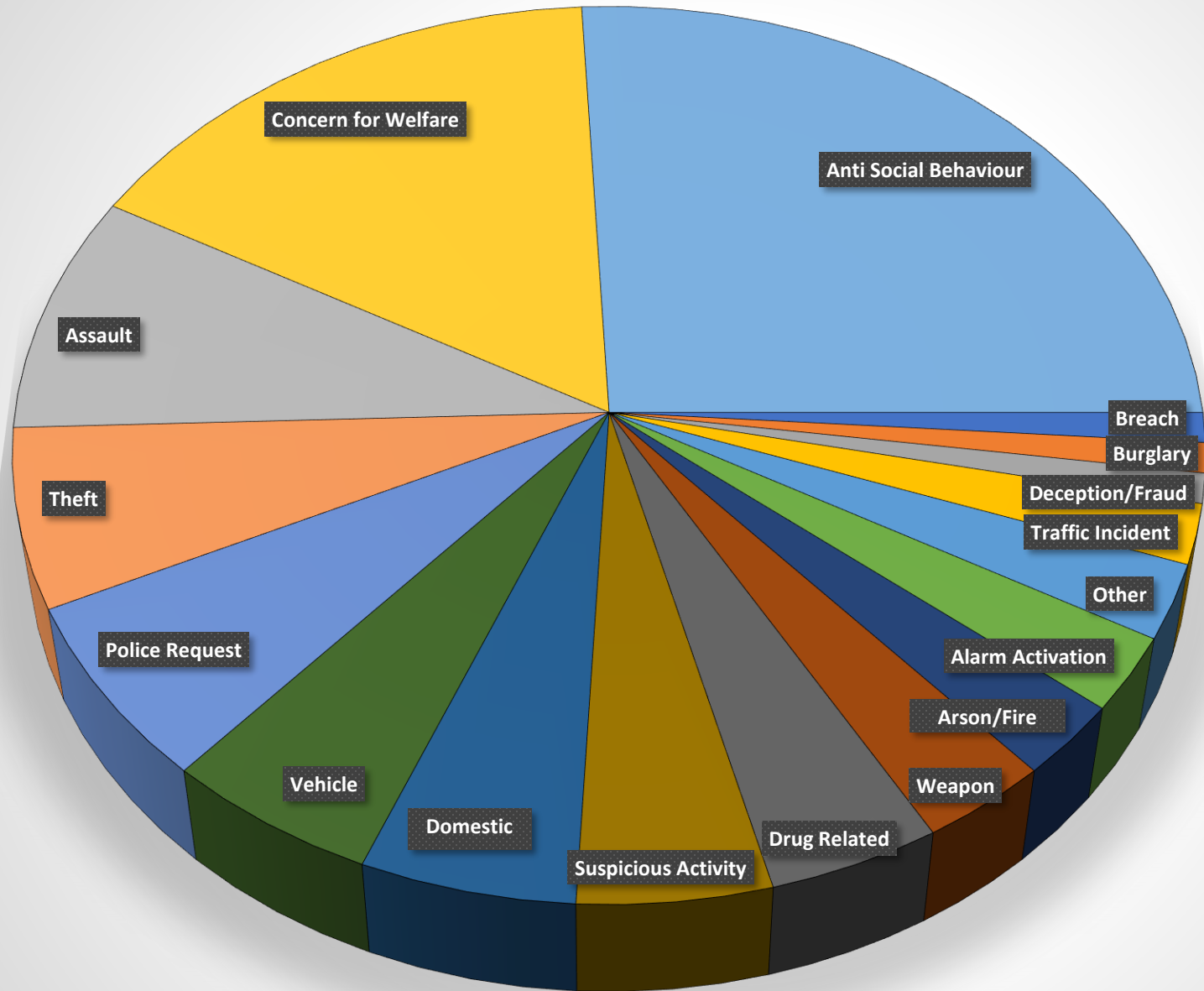
- Arson/Fire
- Criminal Damage
- Deception/Fraud
- Other
- Alarm Activation
- Domestic
- Vehicle
- Weapon
- Assault
- Drug Related
- Traffic Incident
- Suspicious Activity
- Theft
- Police Request
- Concern for Welfare
- Anti Social Behaviour

East Herts Incidents Q4 2025-2026

- **All Stats relate to incidents in the towns of:**
- Hertford
- Ware
- Bishops Stortford
- Stanstead Abbots

Category Name	No. of Incidents
Breach	2
Burglary	2
Deception/Fraud	2
Traffic Incident	4
Other	5
Alarm Activation	5
Arson/Fire	5
Weapon	6
Drug Related	8
Suspicious Activity	9
Domestic	10
Vehicle	10
Police Request	12
Theft	12
Assault	16
Concern for Welfare	30
Anti Social Behaviour	48

East Herts Incident Categories Q4 2025-2026



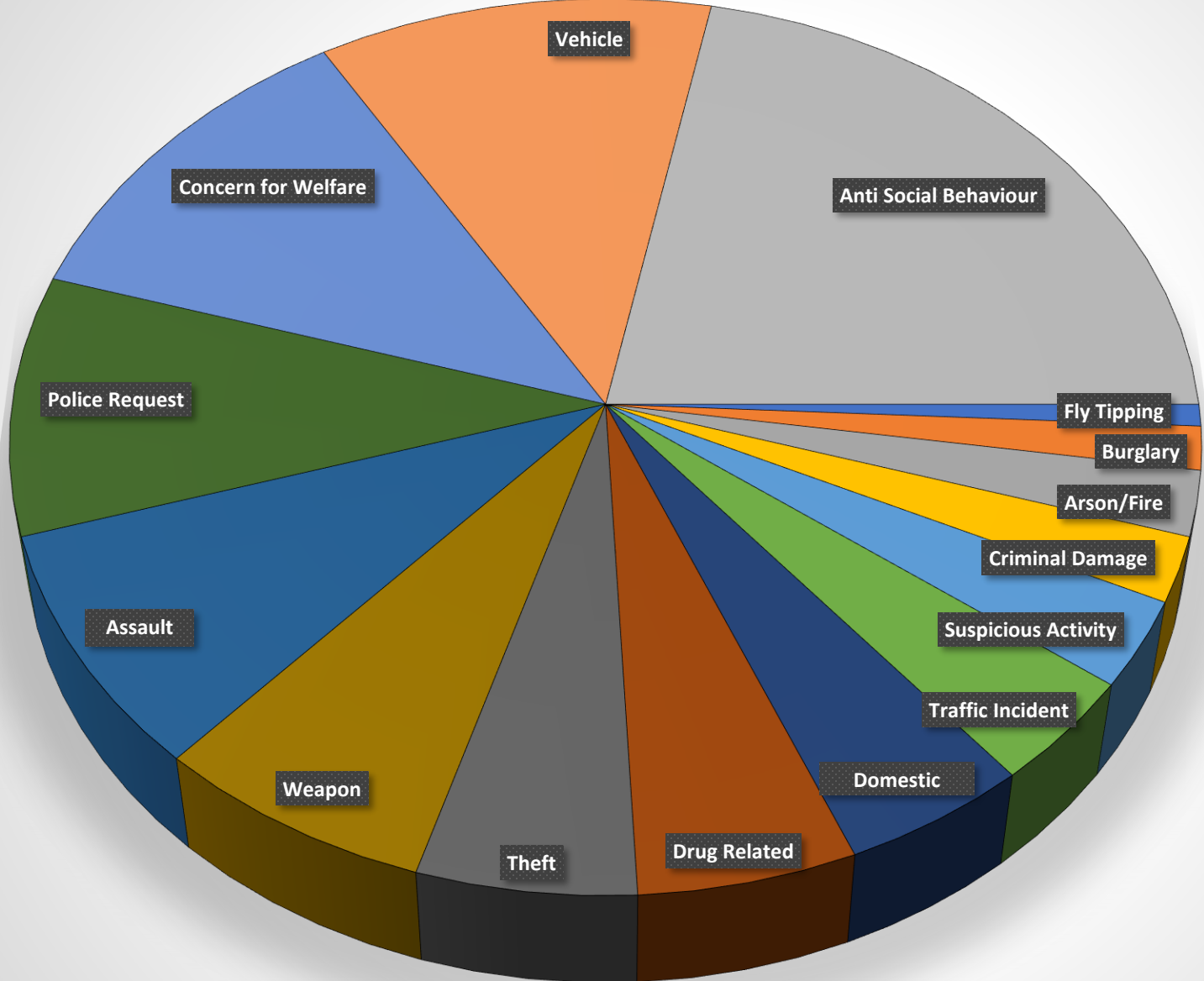
- Breach
- Burglary
- Deception/Fraud
- Traffic Incident
- Other
- Alarm Activation
- Arson/Fire
- Weapon
- Drug Related
- Suspicious Activity
- Domestic
- Vehicle
- Police Request
- Theft
- Assault
- Concern for Welfare
- Anti Social Behaviour

Hertsmere Incidents Q4 2025-2026

- **All Stats relate to incidents in the towns of:**
 - Borehamwood
 - Bushey
 - Potters Bar

Category Name	No. of Incidents
Fly Tipping	1
Burglary	2
Arson/Fire	3
Criminal Damage	3
Suspicious Activity	4
Traffic Incident	5
Domestic	6
Drug Related	7
Theft	7
Weapon	9
Assault	11
Police Request	12
Concern for Welfare	15
Vehicle	15
Anti Social Behaviour	28

Hertsmere Incident Categories Q4 2025-2026



- Fly Tipping
- Burglary
- Arson/Fire
- Criminal Damage
- Suspicious Activity
- Traffic Incident
- Domestic
- Drug Related
- Theft
- Weapon
- Assault
- Police Request
- Concern for Welfare
- Vehicle
- Anti Social Behaviour

Call Sources

The CCTV Control Room incidents come from a number of different sources as explained in this slide

Controller: the CCTV Controller has monitored this incident pro-actively

Police Airwaves: A call via the Police Airwaves Radio to the control room

Police Control: The Police Control Room Operator has called the CCTV Control Room via the telephone

Town Link: A call from a member of the Town Link or Pub Link Radio Scheme in the respective town.

Partnership Incidents by Call Source Q4 2025-2026

Source	Count
Controller	103
Police Airwaves	433
Police Control	41
Town Link	73

